

**QUICKCAR**®



30<sup>th</sup>  
EDITION



*QuickCar has been proudly American owned and operated for over 30 years, serving as a leader in the performance industry since 1992. Our reputation is built on high-quality innovative products designed to simplify installation, maximize reliability, and provide a winning advantage on the street and on the track. We offer a wide range of products, focused primarily on the High Performance and Racing Markets. Our diverse product line offers both individual components and complete, ready-to-go kits for a wide range of products.*



**003-016** *New Product*

**017-023** *Digital Series*

**017-020** *Digital Series Gauges*

**021-023** *Digital Gauge Panels*

**025-040** *Redline Series*

**025-028** *Redline Series Gauges*

**031-033** *Redline Gauge Panels*

**034** *Redline Dash Panels*

**035-036** *Redline 2-1/16" Gauges*

**037-040** *Redline 2-1/16" Panels*

**041-048** *Extreme Series*

**041-043** *Extreme Series Gauges*

**044-046** *Extreme Gauge Panels*

**047-048** *Extreme Dash Panels*

**049-056** *Legend Series*

**049-052** *Legend Series Gauges*

**053-056** *Legend Gauge Panels*

**057-064** *Gauge Panel Accessories*

**065-068** *Tachometers*

**069-076** *Specialty Components*

**069-075** *Open Wheel / Sprint Car Components*

**076** *Northeast Modified Dash Panels*

**077-088** *Switch Panels*

**079-081** *Switch Panels*

**082** *Fused Switch Panels*

**083-085** *Weatherproof Switch Panels*

**086** *Rocker Switch Panels*

**088** *Ignition Panels with Battery Switch*

**089-092** *Switch Panel Accessories*

**093-118** *Wiring System*

**095-104** *Plug-N-Play Wiring Harnesses*

**105-108** *Ignition System Accessories*

**109-114** *Wiring Accessories*

**115-116** *Wiring Kits*

**117-118** *Coil Wires*

**119-138** *Battery & Electrical*

**119-130** *Electrical System Accessories*

**131-134** *Battery Cables & Terminals*

**135-138** *Battery Cable Kits*

**139-154** *Chassis Components*

**139-140** *Suspension Tubes*

**141-143** *Chassis Set-up*

**144-146** *Tire Management*

**147-149** *Tire Gauges / Inflators*

**150** *Carburetor Accessories*

**151-153** *Brakes & Cooling*

**154** *Timing Systems*

**155-156** *Safety Equipment*

**157-158** *Steering*

**159-161** *Tools*

**162-163** *QuickCar Extras*

GAUGE KEY:  
OP - Oil Pressure / WT - Water Temp / OT - Oil Temp  
FP - Fuel Pressure / WP - Water Pressure / VT - Battery Voltage

## NEW! DIGITAL SERIES GAUGE PANELS

### DIGITAL 3-GAUGE PANELS

Part No.	Gauges Included
67-3018	OP/WT/FP100



### DIGITAL 4-GAUGE PANELS



Part No.	Gauges Included
67-3048	OP/WT/FP100/TACH
67-4022	OP/WT/OT/FP100
67-4023	OP/WT/OT/WP
67-4028	OP/WT/FP100/WP

67-4022

## DIGITAL 5-GAUGE PANELS



67-5032

Part No.	Gauges Included
67-4052	OP/WT/OT/FP100/Tach
67-4058	OP/WT/FP100/WP/Tach
67-5032	OP/WT/OT/FP100/WP
67-5038	OP/WT/FP100/WP/VT

## NEW! REDLINE SERIES GAUGES

REDLINE 2-5/8" FUEL PRESSURE  
100-PSI GAUGE  
69-005



## NEW! REDLINE SERIES GAUGE PANELS

### REDLINE 3-GAUGE PANELS



#### Part No. Gauges Included

69-3018 | OP/WT/FP100

## REDLINE 4-GAUGE PANELS



69-4022

Part No.	Gauges Included
69-4022	OP/WT/OT/FP100
69-4023	OP/WT/OT/WP
69-4028	OP/WT/FP100/WP
69-3048	OP/WT/FP100/Multi-Recall Tach
69-3248	OP/WT/FP100/Tach

## REDLINE 5-GAUGE PANELS



69-4052

Part No.	Gauges Included
69-4052	OP/WT/Multi-Recall Tach/OT/FP100
69-4252	OP/WT/OT/FP100/Tach
69-4058	OP/WT/Multi-Recall Tach/FP100/WP
69-4258	OP/WT/FP100/WP/Tach
69-5038	OP/WT/FP100/WP/VT

## NEW! REDLINE 2-1/16" GAUGES

2 1/16"

Part No.	Gauges Included
65-000	Fuel Pressure 15-PSI Gauge
65-003	Oil Pressure Gauge
65-005	Fuel Pressure 100-PSI Gauge
65-006	Water Temperature Gauge
65-007	Voltmeter
65-008	Water Pressure Gauge
65-009	Oil Temperature Gauge
65-012	Boost/Vacuum Gauge -30/30 PSI



65-000



65-012

## NEW! REDLINE 2-1/16" GAUGE PANELS

65-3011



Part No.	Gauges Included
65-2031	OP/Tach/WT
65-3011	OP/WT/OT
65-3012	OP/WT/FP15
65-3016	OP/WT/WP
65-3017	OP/WT/VT
65-3018	OP/WT/FP100



Part No.	Gauges Included
65-2001	OP/WT

# NEW! REDLINE 2-1/16" GAUGE PANELS

2 1/16"



65-4021

Part No.	Gauges Included
65-3041	OP/WT/OT/Tach
65-3042	OP/WT/FP15/Tach
65-3046	OP/WT/WP/Tach
65-3047	OP/WT/VT/Tach
65-3048	OP/WT/FP100/Tach
65-4021	OP/WT/OT/FP15
65-4022	OP/WT/OT/FP100
65-4023	OP/WT/OT/WP
65-4026	OP/WT/FP15/WP
65-4027	OP/WT/OT/VT
65-4028	OP/WT/FP100/WP



65-5036

Part No.	Gauges Included
65-4051	OP/WT/Tach/OT/FP15
65-4052	OP/WT/Tach/OT/FP100
65-4056	OP/WT/Tach/FP15/WP
65-4057	OP/WT/Tach/OT/VT
65-4058	OP/WT/Tach/FP100/WP
65-5032	OP/WT/OT/FP100/WP
65-5036	OP/WT/OT/FP15/WP
65-5037	OP/WT/OT/FP15/VT
65-5038	OP/WT/WP/FP100/VT



REDLINE 2-1/16" BOOST GAUGE SENSOR  
63-280

## NEW! EXTREME SERIES GAUGE PANELS

### EXTREME 5-GAUGE PANELS



61-7756

Part No.	Gauges Included
61-7067	OP/WT/OT/FP/VT
61-7756	OP/WT/5" Tach/FP/WP
61-77563	OP/WT/3-3/8" Tach/FP/WP
61-7757	OP/WT/5" Tach/OT/VT
61-77573	OP/WT/3-3/8" Tach/OT/VT

### EXTREME 4-GAUGE PANELS W/ TACH




61-7046

Part No.	Gauges Included
61-7046	OP/WT/WP/Tach
61-7047	OP/WT/VT/Tach

**NEW! EXTREME GAUGE PANELS**

**EXTREME 5-GAUGE PANELS W/ TACH**



61-7057

Part No.	Gauges Included
61-7052	OP/WT/FP/WP/Tach
61-7057	OP/WT/OT/VT/Tach

**EXTREME 3-GAUGE PANELS W/ REDLINE MULTI-RECALL TACH**



61-7331

Part No.	Gauges Included
61-7331	OP/Redline Tach/WT

## EXTREME 4-GAUGE PANELS W/ REDLINE MULTI-RECALL TACH



61-7346

Part No.	Gauges Included
61-7341	OP/WT/OT/Redline Tach
61-7342	OP/WT/FP/Redline Tach
61-7346	OP/WT/WP/Redline Tach
61-7347	OP/WT/VT/Redline Tach

## EXTREME 5-GAUGE PANELS W/ REDLINE MULTI-RECALL TACH



61-7351

Part No.	Gauges Included
61-7351	OP/WT/Redline Tach/OT/FP
61-7356	OP/WT/Redline Tach/FP/WP
61-7357	OP/WT/Redline Tach/OT/VT

## NEW! LEGEND SERIES GAUGES

611-6018



## NEW! LEGEND SERIES GAUGE PANELS



61-6716

Part No.	Panel Design and Gauges Included
61-6016	Flag Panel OP/WT/WP
61-6716	Black Panel OP/WT/WP



61-6723

Part No.	Panel Design and Gauges Included
61-6723	Black Panel OP/WT/OT/WP
61-6726	Black Panel OP/WT/FP/WP
61-6727	Black Panel OP/WT/OT/VT
61-6746	Black Panel OP/WT/WP/5" Tach
61-67463	Black Panel OP/WT/WP/3-3/8" Tach
61-6747	Black Panel OP/WT/VT/5" Tach
61-67473	Black Panel OP/WT/VT/3-3/8" Tach



61-67563

Part No.	Panel Design and Gauges Included
61-6756	Black Panel OP/WT/5" Tach/FP/WP
61-67563	Black Panel OP/WT/3-3/8" Tach/FP/WP
61-6757	Black Panel OP/WT/5" Tach/OT/VT
61-67573	Black Panel OP/WT/3-3/8" Tach/OT/VT
61-6766	Black Panel OP/WT/OT/FP/WP
61-6767	Black Panel OP/WT/OT/FP/VT

## NEW! EXTREME GAUGE SERIES ACCESSORIES

Part No.	Description
61-611	Oil Pressure Warning Kit 20PSI
61-615	Oil Pressure Warning Kit 30PSI
61-614	Oil Temperature Warning Kit 280°F
61-617	Water Temperature Warning Kit 200°F
61-612	Water Temperature Warning Kit 235°F
61-613	Water Pressure Warning Kit 4PSI
61-619	Fuel Pressure Warning Kit 4PSI

61-611



61-612

## **NEW!** GAUGE SERIES ACCESSORIES

### **GAUGE VISORS**

Part No.	Description
61-216	2-1/16" Gauge Visor
61-258	2-5/8" Gauge Visor



**LONG 1/2" NPT TEMPERATURE GAUGE ADAPTER**  
611-908

## **NEW!** OPEN WHEEL / SPRINT CAR 2-1/16" REDLINE GAUGE PANELS

**REDLINE 2-1/16" MICRO/MIDGET 2-GAUGE PANEL OP/WT**  
65-2004



**REDLINE 2-1/16" SPRINT CAR 2-GAUGE PANEL OP/WT**  
65-2005

## NEW! SWITCH PANELS



(ON)-OFF-(ON) ROCKER SWITCH W/ RED LIGHT  
52-402



ROCKER SWITCH W/ WINCH CONTROL  
52-870

## NEW! IGNITION SYSTEM ACCESSORIES

DIGITAL MSD TO WEATHERPACK HARNESS ADAPTER  
50-2004



RECEPTACLE FOR MSD DISTRIBUTOR W/ PINS  
50-223



PLUG FOR MSD DISTRIBUTOR W/ PINS  
50-222

## NEW! WIRING ACCESSORIES

### 20-PACKS WEATHERPACK PINS/SEALS

Part No.	Description
50-300-20	Female Weatherpack Pins, 20-Pack
50-301-20	Male Weatherpack Pins; 20-Pack
50-302-20	Green Weatherpack Seals; 20-Pack
50-303-20	Blue Weatherpack Seals; 20-Pack
50-304-20	Red Weatherpack Seals; 20-Pack
50-305-20	Green Cavity Plugs; 20-Pack



## NEW! ELECTRICAL SYSTEM ACCESSORIES



DEUTSCH DT TERMINAL KIT  
71-306

## NEW! BATTERY CABLES AND TERMINALS

### 6-GAUGE BATTERY CABLE

Part No.	Description
57-260	6-Gauge Red Battery Cable
57-2601	6-Gauge Red Battery Cable - 10 Feet
57-270	6-Gauge Black Battery Cable
57-2701	6-Gauge Black Battery Cable - 10 Feet



### 6-GAUGE RING TERMINALS

Part No.	Description
57-580	Ring Terminal - 1/4" Eyelet, 6-Gauge Barrel, pair
57-580-20	Ring Terminal - 1/4" Eyelet, 6-Gauge Barrel, 20-Pack
57-581	Ring Terminal - 5/16" Eyelet, 6-Gauge Barrel, pair
57-581-20	Ring Terminal - 5/16" Eyelet, 6-Gauge Barrel, 20-Pack
57-582	Ring Terminal - 3/8" Eyelet, 6-Gauge Barrel, pair
57-582-20	Ring Terminal - 3/8" Eyelet, 6-Gauge Barrel, 20-Pack
57-583	Ring Terminal - 1/2" Eyelet, 6-Gauge Barrel, pair
57-583-20	Ring Terminal - 1/2" Eyelet, 6-Gauge Barrel, 20-Pack







FMG  
D

# DIGITAL

GAUGES

SERIES BY

**QUICKCAR**




## QUICKCAR DIGITAL SERIES

Introduced in 2017, QuickCar's Digital Series quickly set a new standard for electronic gauges, becoming the first of their kind to light up on asphalt and dirt in both sprint cars and late models.

QuickCar Digital Series Gauges made an unforgettable debut when prototypes of the gauges were first tested in Keith Kunz cars during the 2017 Chili Bowl. Out of the gate, QuickCar Digital Series Gauges passed the ultimate tests of Quality and Performance as Kyle Larson caught the berm and went flipping out of the battle for the lead in Tuesday night's A Feature. From the stands, you could see our signature bright-blue LED Digital Series gauges, clearly visible as the yellow #71K tumbled through turns 3 and 4. After this incident, he fought back, nearly making the B-Main through alphabet soup on Saturday. Quality. That same year, Christopher Bell took the Digital Gauges to Victory Lane for his first Chili Bowl win. During Bell's victory celebration, you can see the gauges clearly displayed. Performance.

The signature bright-blue glow continues to stand out in spectacular moments.

(our digital gauges)



### BENEFITS OF DIGITAL SERIES GAUGES:

- Highly accurate and built to last.
- Easy to read bright LED display.
- Mounting hardware included.
- Compact design.
- Weatherproof.

**QUICKCAR**

# DIGITAL

*Senders, transducers, and pressure lines not included.  
Find these and other options in electronic gauge panel  
accessories section on page 57.*

*2-1/16" Diameter  
(TO SCALE)*



67-000 | FP 0-15 PSI



67-001 | 10,000 RPM TACH



67-003 | OP 0-100 PSI



67-005 | FP 0-100 PSI



67-006 | WT 100°F - 280°F



67-007 | Voltmeter 8-18 Volts



67-008 | WP 0-100 PSI



67-009 | OT 100°F - 320°F

GAUGE KEY:

OP - Oil Pressure / WT - Water Temp / OT - Oil Temp  
FP - Fuel Pressure / WP - Water Pressure / VT - Battery Voltage



**67-107**  
**QUICK TIMER**

- GPS sensor-equipped 2-1/16" digital gauge.
- Measures if a completed lap was faster or slower than the previous lap.
- Green light and LED display show time reduction for a faster lap.
- Red light and display indicate how much slower a lap was if the time increased.
- Provides immediate feedback for drivers to experiment with different lines on the track.
- Ideal for any racing that crosses the same starting point each lap.

# DIGITAL



**611-9017**  
**BLUE LED VOLTMETER**

- Ideal solution for monitoring battery voltage.
  - Incredibly lightweight, just 0.5 oz.
- Comes with gold-plated spade terminals, heat shrink, and mounting hardware.
- Designed to be inserted through a 1-1/8" hole.



**67-101**  
**DIGITAL BRAKE BIAS GAUGE KIT W/ SENDERS**

# DIGITAL

SERIES BY **QUICKCAR**

## 2 GAUGE PANELS

Part Number	OP	WT	Width	Height
67-2001	X	X	6-1/16"	3-5/8"



## 3 GAUGE PANELS




67-2031

Part Number	OP	WT	OT	FP15	FP100	WP	VT	Tach	Width	Height
67-2031	X	X						X	8-1/2"	3-5/8"
67-3011	X	X	X						8-1/2"	3-5/8"
67-3012	X	X		X					8-1/2"	3-5/8"
67-3016	X	X				X			8-1/2"	3-5/8"
67-3017	X	X					X		8-1/2"	3-5/8"
67-3018 NEW!	X	X			X				8-1/2"	3-5/8"

#### DIGITAL GAUGE PANELS

- Fitted with precise 2-1/16" diameter digital electronic gauges.
- Gauges feature a digital blue LED readout and graduated scale for enhanced readability.
- Built-in warning light functions adjustable with a touch.
- Lights flash in the event of a problem, instantly alerts driver to issues.
- Panels are sold completely pre-wired for easy installation.
- Includes all necessary transducers and senders.



# DIGITAL

## 4 GAUGE PANELS

67-3041



Part Number	OP	WT	OT	FP15	FP100	WP	VT	Tach	Width	Height
67-3041	X	X	X					X	11"	3-5/8"
67-3042	X	X		X				X	11"	3-5/8"
67-3046	X	X				X		X	11"	3-5/8"
67-3047	X	X					X	X	11"	3-5/8"
67-3048 NEW!	X	X			X			X	11"	3-5/8"
67-4021	X	X	X	X					11"	3-5/8"
67-4022 NEW!	X	X	X		X				11"	3-5/8"
67-4023 NEW!	X	X	X			X			11"	3-5/8"
67-4026	X	X		X		X			11"	3-5/8"
67-4027	X	X	X				X		11"	3-5/8"
67-4028 NEW!	X	X			X	X			11"	3-5/8"

# 5 GAUGE PANELS

# DIGITAL



67-4051

Part Number	OP	WT	OT	FP15	FP100	WP	VT	Tach	Width	Height
67-4051	X	X	X	X				X	13-1/2"	3-5/8"
67-4052 NEW!	X	X	X		X			X	13-1/2"	3-5/8"
67-4056	X	X		X		X		X	13-1/2"	3-5/8"
67-4057	X	X	X				X	X	13-1/2"	3-5/8"
67-4058 NEW!	X	X			X	X		X	13-1/2"	3-5/8"
67-5032 NEW!	X	X	X		X	X			13-1/2"	3-5/8"
67-5036	X	X	X	X		X			13-1/2"	3-5/8"
67-5037	X	X	X	X			X		13-1/2"	3-5/8"
67-5038 NEW!	X	X			X	X	X		13-1/2"	3-5/8"





**TECH TIP:**

Remotely mounting Pressure Sending units away from the engine greatly improves their longevity and is **HIGHLY** recommended.



FREE

# REDLINE

GAUGES

SERIES BY **QUICKCAR**

REDLINE SERIES

## QUICKCAR REDLINE SERIES GAUGES SLEEK / QUALITY / HIGH-PERFORMANCE

Similar to Digital Gauges, Redline Series Gauges are regarded as the "Snap-On" of electronic gauges. Combining exceptional quality with affordability, Redline Series Gauges are some of the best electronic gauges that you will find. The cameraman in the pits at Eldora is often shooting these gauges as they're turning on, watching them sweep in the car. It's an impressive sight!

Redline Series Gauges were the first to be available in multiple sizes, and they have been continually refined over time. You'll find these gauges installed in cars driven by some of the biggest names in racing.

### REDLINE SERIES FEATURES

- High quality and affordable.
- Available in multiple sizes.
- Multi-color LED backlighting.
- Lightweight plastic casing.
- Weatherproof.



# REDLINE

## QUICKCAR

*Redline series 2-5/8" and 2-1/16" diameter waterproof electronic stepper motor gauges have built-in-adjustable warning lights with white LED-lit numbers. The button on the face of the gauge is used to easily adjust the warning levels for the gauges, which then flash a designated color in order to alert drivers to problems. Redline gauges also feature adjustable brightness to accommodate for different drivers' preferences. Electronic gauges eliminate the need to run oil or fuel into the cockpit, making them a safer option than traditional mechanical gauges. Redline series gauges are available individually or in pre-wired panels that include all the wiring and sending units.*





69-000 | FP 0-15 PSI



69-003 | OP 0-100 PSI



69-005 | FP 0-100 PSI **NEW!**



69-006 | WT 100°F - 280°F



69-007 | Voltmeter 8-18 Volts



69-008 | WP 0-60 PSI



*Senders, transducers, and pressure lines not included. Find these and other options in the Electronic Gauge Panel Accessories section on page 57.*



69-009 | OT 140°F - 320°F

2-5/8" Diameter  
(TO SCALE)

**GAUGE KEY:**  
OP - Oil Pressure / WT - Water Temp / OT - Oil Temp  
FP - Fuel Pressure / WP - Water Pressure / VT - Battery Voltage

# REDLINE

SERIES BY

**QUICKCAR**

## REDLINE **RECALL** TACH VS. REDLINE **MULTI-RECALL** TACH

QuickCar's 2-5/8" Redline Tach is a single recall tach that features several cylinder settings, a shift light, and dimmable lighting. It can recall the single highest RPM of a run, reading from 0-10,000 RPM's in 100 RPM increments. Sold individually, it comes with mounting hardware for easy installation.

RECALL TACH 69-001



MULTI-RECALL TACH 63-002

QuickCar's 3-1/8" diameter Redline Multi-Recall Tachometer offers stepper motor accuracy and dependability for your racecar. The built-in multi-recall function allows recalling the 4 highest (straightaway) and corresponding 4 lower (corner) RPM's to help determine proper gearing. A programmable shift light aids in performing timely shifts when desired. Bright LED 0-10,000 RPM range tach comes with black face and illuminated red pointer needle.

(ALSO AVAILABLE IN WHITE)





**REDLINE**

# 2 GAUGE PANELS

Part Number	OP		Width	Height
69-2001	X	X	7-1/4"	4-1/2"



# 3 GAUGE PANELS

69-3011



Part Number	OP	WT	OT	FP15	FP100	WP	VT	Recall Tach	Multi-Recall Tach	Width	Height
69-2031	X	X							X	10-3/4"	4-1/2"
69-2231	X	X						X		10-1/2"	4-1/2"
69-3011	X	X	X							10-1/2"	4-1/2"
69-3012	X	X		X						10-1/2"	4-1/2"
69-3016	X	X				X				10-1/2"	4-1/2"
69-3017	X	X					X			10-1/2"	4-1/2"
69-3018 NEW!	X	X			X					10-1/2"	4-1/2"

69-2031



# REDLINE

## 4 GAUGE PANELS



69-4021

Part Number	OP	WT	OT	FP15	FP100	WP	VT	Recall Tach	Multi-Recall Tach	Width	Height
69-3041	X	X	X						X	13-7/8"	4-1/2"
69-3042	X	X		X					X	13-7/8"	4-1/2"
69-3046	X	X				X			X	13-7/8"	4-1/2"
69-3047	X	X					X		X	13-7/8"	4-1/2"
69-3048 NEW!	X	X			X				X	13-7/8"	4-1/2"
69-3241	X	X	X					X		13-5/8"	4-1/2"
69-3242	X	X		X				X		13-5/8"	4-1/2"
69-3246	X	X				X		X		13-5/8"	4-1/2"
69-3247	X	X					X	X		13-5/8"	4-1/2"
69-3248 NEW!	X	X			X			X		13-5/8"	4-1/2"
69-4021	X	X	X	X						13-5/8"	4-1/2"
69-4022 NEW!	X	X	X		X					13-5/8"	4-1/2"
69-4023 NEW!	X	X	X			X				13-5/8"	4-1/2"
69-4026	X	X		X		X				13-5/8"	4-1/2"
69-4027	X	X	X				X			13-5/8"	4-1/2"
69-4028 NEW!	X	X			X	X				13-5/8"	4-1/2"



69-3041

## 5 GAUGE PANELS

69-5037



Part Number	OP	WT	OT	FP15	FP100	WP	VT	Recall Tach	Multi-Recall Tach	Width	Height
69-4051	X	X	X	X					X	17"	4-1/2"
69-4052 NEW!	X	X	X		X				X	17"	4-1/2"
69-4056	X	X		X		X			X	17"	4-1/2"
69-4057	X	X	X				X		X	17"	4-1/2"
69-4058 NEW!	X	X			X	X			X	17"	4-1/2"
69-4251	X	X	X	X				X		17"	4-1/2"
69-4252 NEW!	X	X	X		X			X		17"	4-1/2"
69-4256	X	X		X		X		X		17"	4-1/2"
69-4257	X	X	X				X	X		17"	4-1/2"
69-4258 NEW!	X	X			X	X		X		17"	4-1/2"
69-5032	X	X	X		X	X				17"	4-1/2"
69-5036	X	X	X	X		X				17"	4-1/2"
69-5037	X	X	X	X			X			17"	4-1/2"
69-5038 NEW!	X	X			X	X	X			17"	4-1/2"



69-4051

# REDLINE DASH PANELS



69-821-031

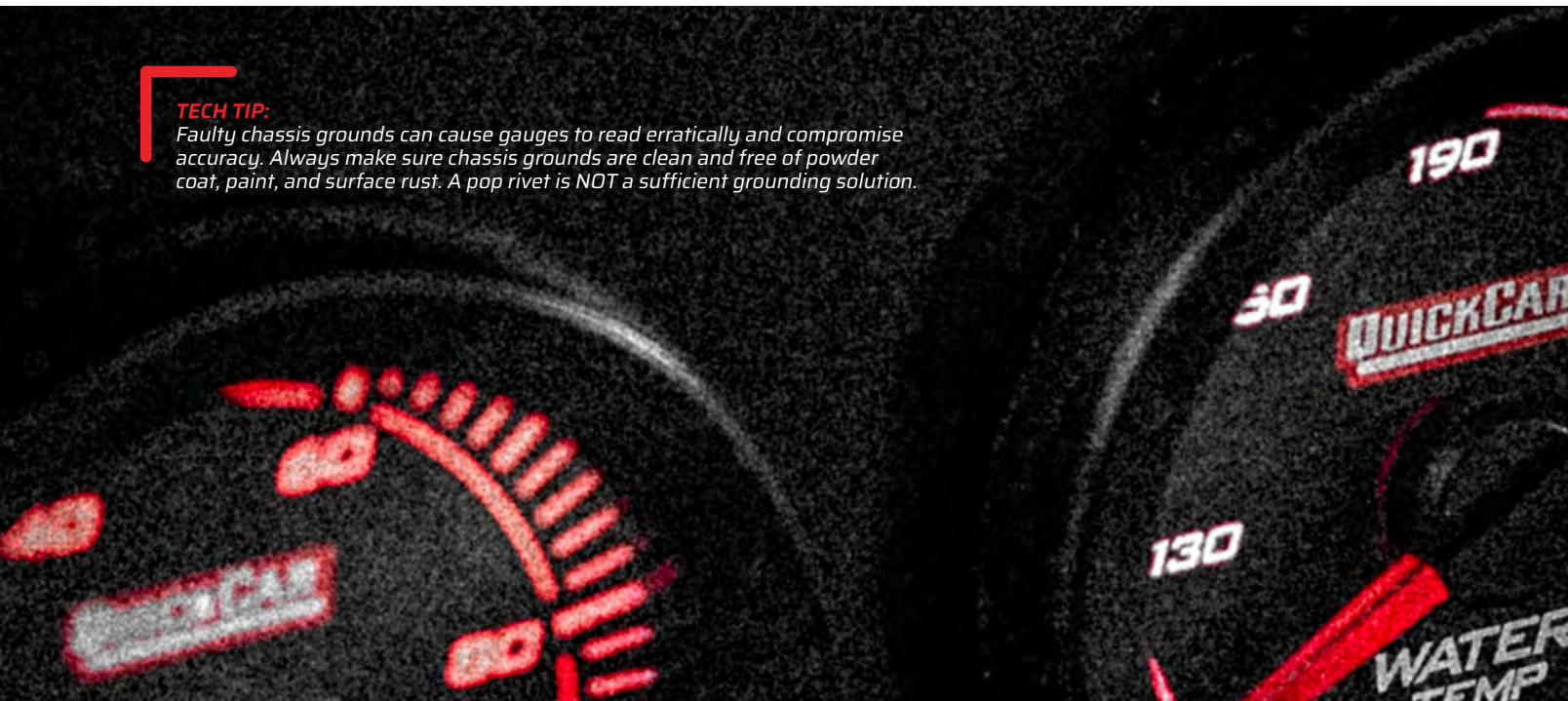
RACE-READY DASH PANELS WITH REDLINE GAUGES AND QUICKCAR SWITCHES.

Part No.	Usage	Gauges Included	Wiring Harness (Purchased Separately)
69-821-031	Single Ignition Box	OP/WT/OT/FP	50-2031 (Page 98)
69-823-031		OP/WT/OT/WP	
69-826-031		OP/WT/FP/WP	
69-821-011	Dual Ignition Boxes	OP/WT/OT/FP	50-2021 (Page 104)
69-823-011		OP/WT/OT/WP	
69-826-011		OP/WT/FP/WP	
69-821-034	Single Ignition Box, Dual Magnetic Pick-up	OP/WT/OT/FP	50-2034 (Page 103)
69-823-034		OP/WT/OT/WP	
69-826-034		OP/WT/FP/WP	

REDLINE NORTHEAST MOD DASH PANEL (69-812-038)  
OFFERED IN THE SPECIALTY COMPONENTS SECTION.

## TECH TIP:

Faulty chassis grounds can cause gauges to read erratically and compromise accuracy. Always make sure chassis grounds are clean and free of powder coat, paint, and surface rust. A pop rivet is NOT a sufficient grounding solution.




# REDLINE

2<sup>1</sup>/<sub>16</sub>"

**NEW!** REDLINE 2-1/16" GAUGES

SERIES BY **QUICKCAR**



Introducing the all-new Redline Series 2-1/16" Gauges. The next generation of gauges contains the same high-quality visual display, and an even lighter weight construction than our already lightweight Redline Series gauges.

- Compact design.
- Multi-color LED backlighting.
- Lightweight plastic casing.
- Weatherproof.



# 2<sup>1</sup>/<sub>16</sub>

(TO SCALE)

Part No.	Gauges Included
65-000	Fuel Pressure 15-PSI Gauge
65-003	Oil Pressure Gauge
65-005	Fuel Pressure 100-PSI Gauge
65-006	Water Temperature Gauge
65-007	Voltmeter
65-008	Water Pressure Gauge
65-009	Oil Temperature Gauge
65-012	Boost/Vacuum Gauge -30/30 PSI



65-000



65-003



65-005



65-006



65-007



65-008



65-009



65-012

Senders, transducers, and pressure lines not included. Find these and other options in the Electronic Gauge Panel Accessories section on page 57.

## NEW! REDLINE 2-1/16" GAUGE PANELS

### 2 GAUGE PANELS

Part Number	Gauge Size	OP	WT	Width	Height
65-2001	2-1/16"	X	X	6-1/16"	3-5/8"



65-3011

### 3 GAUGE PANELS

Part Number	Gauge Size	Tach Size	OP	WT	OT	FP15	FP100	WP	VT	Recall Tach	Width	Height
65-2031	2-1/16"	2-5/8"	X	X						X	8-3/4"	4-1/2"
65-3011	2-1/16"		X	X	X						7-5/8"	4-1/2"
65-3012	2-1/16"		X	X		X					7-5/8"	4-1/2"
65-3016	2-1/16"		X	X				X			7-5/8"	4-1/2"
65-3017	2-1/16"		X	X					X		7-5/8"	4-1/2"
65-3018	2-1/16"		X	X			X				7-5/8"	4-1/2"

# 2<sup>1</sup>/<sub>16</sub>

## 4 GAUGE PANELS



65-4021

Part Number	Gauge Size	Tach Size	OP	WT	OT	FP15	FP100	WP	VT	Recall Tach	Width	Height
65-3041	2-1/16"	2-5/8"	X	X	X					X	10-1/2"	4-1/2"
65-3042	2-1/16"	2-5/8"	X	X		X				X	10-1/2"	4-1/2"
65-3046	2-1/16"	2-5/8"	X	X				X		X	10-1/2"	4-1/2"
65-3047	2-1/16"	2-5/8"	X	X					X	X	10-1/2"	4-1/2"
65-3048	2-1/16"	2-5/8"	X	X			X			X	10-1/2"	4-1/2"
65-4021	2-1/16"		X	X	X	X					10-1/8"	4-1/2"
65-4022	2-1/16"		X	X	X		X				10-1/8"	4-1/2"
65-4023	2-1/16"		X	X	X			X			10-1/8"	4-1/2"
65-4026	2-1/16"		X	X		X		X			10-1/8"	4-1/2"
65-4027	2-1/16"		X	X	X				X		10-1/8"	4-1/2"
65-4028	2-1/16"		X	X			X	X			10-1/8"	4-1/2"

# REDLINE

2<sup>1</sup>/<sub>16</sub>

SERIES BY **QUICKCAR**

**NEW!** REDLINE 2-1/16" GAUGE PANELS

**5 GAUGE  
PANELS**



65-5036


Part Number	Gauge Size	Tach Size	OP	WT	OT	FP15	FP100	WP	VT	Recall Tach	Width	Height
65-4051	2-1/16"	2-5/8"	X	X	X	X				X	13-5/8"	4-1/2"
65-4052	2-1/16"	2-5/8"	X	X	X		X			X	13-5/8"	4-1/2"
65-4056	2-1/16"	2-5/8"	X	X		X		X		X	13-5/8"	4-1/2"
65-4057	2-1/16"	2-5/8"	X	X	X				X	X	13-5/8"	4-1/2"
65-4058	2-1/16"	2-5/8"	X	X			X	X		X	13-5/8"	4-1/2"
65-5032	2-1/16"		X	X	X		X	X			13-5/8"	4-1/2"
65-5036	2-1/16"		X	X	X	X		X			13-5/8"	4-1/2"
65-5037	2-1/16"		X	X	X	X			X		13-5/8"	4-1/2"
65-5038	2-1/16"		X	X			X	X	X		13-5/8"	4-1/2"



**TECH TIP:**

Bundling the excess wire on a gauge can lead to electromagnetic interference. QuickCar can cut electric gauge leads to length to avoid this potential problem.

# EXTREME



# EXTREME

SERIES BY **QUICKCAR**

## QUICKCAR EXTREME SERIES

Referred to as the '*Sherman Tank*' of gauges, QuickCar's Extreme Series is known for rugged durability and heavy-duty construction, designed to outlast the lifespan of your race car without needing replacement parts.

Extreme Series Gauges revolutionized mechanical instrumentation with built-in warning lights and daylight-bright LED lighting with multi-colored displays. Visible even from the stands, they are easily recognizable compared to competitors' dim, yellow displays. Extreme Series Gauges combine classic technology with innovative reliability.

### BENEFITS OF EXTREME SERIES GAUGES:

- Top-of-the-line mechanical gauges with exceptional durability.
- Internal warning light system triggers multi-colored LED warning light displays.
- Features full-face illumination.



#### TECH TIP:

Water systems can have small air pockets that can find their way into the temperature probe adapter. This can cause the air pockets to produce steam during engine operation and lead to high water temperature readings.





## 2 GAUGE PANELS

Part Number	OP	WT	Width	Height
61-7001	X	X	7-1/4"	4-1/2"

## 3 GAUGE PANELS

61-7011



61-7731

Part Number	OP	WT	OT	FP15	WP	VT	Extreme Digital Tach	5" Tach	3-3/8" Tach	Redline Multi-Recall Tach	Width	Height
61-7011	X	X	X								10-1/2"	4-1/2"
61-7012	X	X		X							10-1/2"	4-1/2"
61-7016	X	X			X						10-1/2"	4-1/2"
61-7017	X	X				X					10-1/2"	4-1/2"
61-7031	X	X					X				10-1/2"	4-1/2"
61-7331 NEW!	X	X								X	10-3/4"	4-1/2"
61-7731	X	X						X			11-7/8"	4-1/2"
61-77313	X	X							X		11-7/8"	4-1/2"

# 4 GAUGE PANELS

61-7021



61-7741

Part Number	OP	WT	OT	FP	WP	VT	Extreme Digital Tach	5" Tach	3-3/8" Tach	Redline Multi-Recall Tach	Width	Height
61-7021	X	X	X	X							13-5/8"	4-1/2"
61-7023	X	X	X		X						13-5/8"	4-1/2"
61-7026	X	X		X	X						13-5/8"	4-1/2"
61-7027	X	X	X			X					13-5/8"	4-1/2"
61-7041	X	X	X				X				13-5/8"	4-1/2"
61-7042	X	X		X			X				13-5/8"	4-1/2"
61-7046 NEW!	X	X			X		X				13-5/8"	4-1/2"
61-7047 NEW!	X	X				X	X				13-5/8"	4-1/2"
61-7341 NEW!	X	X	X							X	13-7/8"	4-1/2"
61-7342 NEW!	X	X		X						X	13-7/8"	4-1/2"
61-7346 NEW!	X	X			X					X	13-7/8"	4-1/2"
61-7347 NEW!	X	X				X				X	13-7/8"	4-1/2"
61-7741	X	X	X					X			15-1/8"	4-1/2"
61-77413	X	X	X						X		15-1/8"	4-1/2"
61-7742	X	X		X				X			15-1/8"	4-1/2"
61-77423	X	X		X					X		15-1/8"	4-1/2"
61-7746	X	X			X			X			15-1/8"	4-1/2"
61-77463	X	X			X				X		15-1/8"	4-1/2"
61-7747	X	X				X		X			15-1/8"	4-1/2"
61-77473	X	X				X			X		15-1/8"	4-1/2"

# 5 GAUGE PANELS

# EXTREME



61-7056

Part Number	OP	WT	OT	FP15	WP	VT	Extreme Digital Tach	5" Tach	3-3/8" Tach	Redline Multi-Recall Tach	Width	Height
61-7051	X	X	X	X			X				17"	4-1/2"
61-7052 NEW!	X	X		X	X		X				17"	4-1/2"
61-7056	X	X	X	X	X						17"	4-1/2"
61-7057 NEW!	X	X	X			X	X				17"	4-1/2"
61-7067 NEW!	X	X	X	X		X					17"	4-1/2"
61-7351 NEW!	X	X	X	X						X	17"	4-1/2"
61-7356 NEW!	X	X		X	X					X	17"	4-1/2"
61-7357 NEW!	X	X	X			X				X	17"	4-1/2"
61-7751	X	X	X	X				X			17"	4-1/2"
61-77513	X	X	X	X					X		18-3/8"	4-1/2"
61-7756 NEW!	X	X		X	X			X			18-3/8"	4-1/2"
61-77563 NEW!	X	X		X	X				X		18-3/8"	4-1/2"
61-7757 NEW!	X	X	X			X		X			18-3/8"	4-1/2"
61-77573 NEW!	X	X	X			X			X		18-3/8"	4-1/2"

61-7751



**QUICKCAR**

046

# EXTREME DASH PANELS



61-821-031

RACE-READY DASH PANELS WITH EXTREME GAUGES AND QUICKCAR SWITCHES.

Part No.	Usage	Gauges Included	Wiring Harness (Purchased Separately)
61-821-031	Single Ignition Box	OP/WT/OT/FP	50-2031 (Page 98)
61-823-031		OP/WT/OT/WP	
61-826-031		OP/WT/FP/WP	
61-821-011	Dual Ignition Boxes	OP/WT/OT/FP	50-2021 (Page 104)
61-823-011		OP/WT/OT/WP	
61-826-011		OP/WT/FP/WP	
61-821-034	Single Ignition Box, Dual Magnetic Pick-up	OP/WT/OT/FP	50-2034 (Page 103)
61-823-034		OP/WT/OT/WP	
61-826-034		OP/WT/FP/WP	

EXTREME NORTHEAST MOD DASH PANEL (61-812-038)  
OFFERED IN THE SPECIALTY COMPONENTS SECTION.





**TECH TIP:**

Support and secure the lines that come out of the pressure gauges. This keeps the weight of the lines from bouncing and potentially damaging the gauges.



# LEGEND

## QUICKCAR LEGEND SERIES

The Legend Series is the original QuickCar gauge series. These gauges set the industry standard for years until they were outdone by the Extreme Series Gauges. Even so, our Legend Series remains a popular choice to this day. They were also the first gauges to be integrated into a dedicated gauge panel, offering a polished, professional look right out of the box - and a better option than cutting holes and hoping for the best.

Long-time customers trust Legend Series Gauges for their consistent performance, affordability, and dependability. With cleaner, improved wiring and updated LED lighting, the Legend Series continues to live up to the standards we set for a complete gauge panel package, blending the best of its trusted heritage with modern innovation.

### BENEFITS OF LEGEND SERIES GAUGES:

- Trusted Industry Standard.
- Polished, professional look.
- Clean and innovative wiring.
- Updated with LED lighting.
- Easy installation.

LEGEND SERIES



# LEGEND

Warning light kits and pressure lines not included with Legend Gauges.  
Find these and more options in Gauge Panel Accessories on page 61-63.



611-6000 | FP 0-15 PSI



611-6003 | OP 0-100 PSI



611-6006 | WT 100°F - 280°F



611-6007 | Voltmeter 8-18 Volts



611-6009 | OT 100°F - 340°F




611-6018 | WP 0-60 PSI **NEW!**



CHECK OUT OUR SELECTION OF  
TACHOMETERS ON PAGE 66-68.

GAUGE KEY:  
OP - Oil Pressure / WT - Water Temp  
OT - Oil Temp / FP - Fuel Pressure  
WP - Water Pressure / VT - Battery Voltage



**TECH TIP:**

When mounting gauges in composite materials (fiberglass, carbon fiber, etc.) a ground strap from the mounting stud will be needed to make the gauge lights operate.

# LEGEND

SERIES BY **QUICKCAR**

## 2 GAUGE PANELS

61-6001



61-6701

Part Number	Pattern	OP	WT	Width	Height
61-6001	Checkered	X	X	7-1/4"	4-1/2"
61-6701	Black	X	X	7-1/4"	4-1/2"

## 3 GAUGE PANELS



61-6011



61-6731

Part Number	Pattern	OP	WT	OT	FP15	WP	VT	5" Tach	3-3/8" Tach	Width	Height
61-6011	Checkered	X	X	X						10-1/2"	4-1/2"
61-6012	Checkered	X	X		X					10-1/2"	4-1/2"
61-6016 NEW!	Checkered	X	X			X				10-1/2"	4-1/2"
61-6031	Checkered	X	X					X		11-7/8"	4-1/2"
61-60313	Checkered	X	X						X	11-7/8"	4-1/2"
61-6711	Black	X	X	X						10-1/2"	4-1/2"
61-6712	Black	X	X		X					10-1/2"	4-1/2"
61-6716 NEW!	Black	X	X			X				10-1/2"	4-1/2"
61-6717	Black	X	X				X			10-1/2"	4-1/2"
61-6731	Black	X	X					X		11-7/8"	4-1/2"
61-67313	Black	X	X						X	11-7/8"	4-1/2"

# LEGEND



**4 GAUGE  
PANELS**

61-60423



61-6721

Part Number	Pattern	OP	WT	OT	FP15	WP	VT	5" Tach	3-3/8" Tach	Width	Height
61-6021	Checkered	X	X	X	X					13-5/8"	4-1/2"
61-6041	Checkered	X	X	X				X		15-1/8"	4-1/2"
61-60413	Checkered	X	X	X					X	15-1/8"	4-1/2"
61-6042	Checkered	X	X		X			X		15-1/8"	4-1/2"
61-60423	Checkered	X	X		X				X	15-1/8"	4-1/2"
61-6721	Black	X	X	X	X					13-5/8"	4-1/2"
61-6723 NEW!	Black	X	X	X		X				13-5/8"	4-1/2"
61-6726 NEW!	Black	X	X		X	X				13-5/8"	4-1/2"
61-6727 NEW!	Black	X	X	X			X			13-5/8"	4-1/2"
61-6741	Black	X	X	X				X		15-1/8"	4-1/2"
61-67413	Black	X	X	X					X	15-1/8"	4-1/2"
61-6742	Black	X	X		X			X		15-1/8"	4-1/2"
61-67423	Black	X	X		X				X	15-1/8"	4-1/2"
61-6746 NEW!	Black	X	X			X		X		15-1/8"	4-1/2"
61-67463 NEW!	Black	X	X			X			X	15-1/8"	4-1/2"
61-6747 NEW!	Black	X	X				X	X		15-1/8"	4-1/2"
61-67473 NEW!	Black	X	X				X		X	15-1/8"	4-1/2"

# 5 GAUGE PANELS

# LEGEND

61-6051




61-67513



Part Number	Pattern	OP	WT	OT	FP15	WP	VT	5" Tach	3-3/8" Tach	Width	Height
61-6051	Checkered	X	X	X	X			X		18-3/8"	4-1/2"
61-60513	Checkered	X	X	X	X				X	18-3/8"	4-1/2"
61-6751	Black	X	X	X	X			X		18-3/8"	4-1/2"
61-67513	Black	X	X	X	X				X	18-3/8"	4-1/2"
61-6756 NEW!	Black	X	X		X	X		X		18-3/8"	4-1/2"
61-67563 NEW!	Black	X	X		X	X			X	18-3/8"	4-1/2"
61-6757 NEW!	Black	X	X	X			X	X		18-3/8"	4-1/2"
61-67573 NEW!	Black	X	X	X			X		X	18-3/8"	4-1/2"
61-6766 NEW!	Black	X	X	X	X	X				16-7/8"	4-1/2"
61-6767 NEW!	Black	X	X	X	X		X			16-7/8"	4-1/2"

## TECH TIP:

Incorrectly tightening a pressure gauge can cause failure. A 9/16" wrench on the tee/jam nut on the back of the gauge helps support the torque transferred to the gauge when tightening lines.





## GAUGE VISORS **NEW!**

Part No.	Description
61-216	2-1/16" Gauge Visor <b>NEW!</b>
61-258	2-5/8" Gauge Visor <b>NEW!</b>




## ELECTRONIC GAUGE SERIES ACCESSORIES

ACCESSORIES FOR OUR DIGITAL SERIES AND REDLINE SERIES GAUGE PANELS

### FIREWALL SENSOR JUNCTIONS

- Black anodized billet aluminum.
- Connects pressure lines to pressure transducers.
- Essential for stepper motor gauges.
- Typically mounted on firewall.
- Features 1/8" NPT threads for transducers on interior side of firewall.
- Pressure lines connect adjacently on engine side of firewall.
- Flexible installation options: available with or without accessory wiring holes.



63-121



63-130



63-132

Part No.	Description
63-120	Two-Terminal Junction
63-121	Two-Terminal Junction with Single Accessory Hole
63-130	Three-Terminal Junction
63-132	Three-Terminal Junction with Two Accessory Holes

### ELECTRONIC PRESSURE GAUGE LINE KITS

- Provides easy connection to most electrical pressure gauges and sending units.
- Includes listed length of -4AN braided stainless steel hose with -4AN ends.
- Comes with male and female 1/8" NPT adapters to fit most applications.



Part No.	Description
63-71012	Kit with 12" Line
63-71024	Kit with 24" Line
63-71036	Kit with 36" Line
63-71048	Kit with 48" Line
63-71060	Kit with 60" Line



### ELECTRONIC PRESSURE SENDER ADAPTER 63-722

- Black anodized aluminum fitting.
- 1/8" NPT female end to -4AN male end.
- Allows electronic pressure senders to be mounted remotely.
- Helps to avoid excessive exposure to engine heat and vibrations.



## PRESSURE & TEMPERATURE SENDERS

### TWO-WIRE TEMP SENDER 63-225

- Measures oil and water temperature.
- Works in conjunction with Digital or Redline stepper gauges.
- Internally grounded temperature sender features 1/8" NPT thread.

### OIL/WATER PRESSURE SENDER 63-230

- Oil/water pressure sender/transducer.
- Reads 0-100 PSI.
- 1/8" NPT thread.

### REDLINE 2-1/16" BOOST GAUGE SENSOR **NEW!** 63-280

- Sensor for Redline 2-1/16" Boost Gauge.

### FUEL PRESSURE SENDER 63-240

- Fuel pressure sender/transducer.
- Reads 0-15 PSI.
- 1/8" NPT thread.

### ELECTRIC PRESSURE SENDER 63-270

- Brake Pressure sender/transducer.
  - Reads 0-1600 PSI.
  - 1/8" NPT thread.

\*Please contact QuickCar sales/tech team to assure proper sending unit and gauge compatibility.

## MECHANICAL GAUGE SERIES ACCESSORIES

ACCESSORIES FOR OUR LEGEND AND EXTREME SERIES GAUGE PANELS.

### LED BULBS



61-691



61-692



61-693



61-694

#### LED BULBS

- Bulbs fit into backlighting of Legend QuickCar gauges.
- Provides bright and reliable illumination.
- Offers improved gauge readability while using less power.
- Perfect for 16V applications.

Part No.	Description
61-691	Red, Pair
61-692	Blue, Pair
61-693	Amber, Pair
61-694	Green, Pair
61-698	White, 4-Pack
61-699	White, Each



61-698

# GAUGE PANEL ACCESSORIES



## REPLACEMENT LIGHT/SOCKET FOR LEGEND SERIES GAUGES 611-33

- Bright white LED interior light.
- Replacement light/socket, sold each.

## MINI FUEL PRESSURE GAUGES

- Ideally mounted to fuel pressure regulators or fuel logs.
- Mini 1-1/2" diameter fuel pressure gauges.
- Liquid-filled for added durability.



Part No.	Description
611-9015	0-15PSI
611-90100	0-100PSI

## PRESSURE GAUGE FITTINGS & ADAPTERS



61-720



61-722



61-724



61-721



61-723



61-725

Part No.	Description
61-720	1/8" NPT "T"-Fitting, (2) Female Ports, (1) Male Port
61-721	1/8" NPT "T"-Fitting, (3) Female Ports
61-722	Aluminum Tee Fitting, 1/8" NPT ports to -4AN
61-723	Black Anodized Aluminum, 90° Fitting, -4AN to 1/8" NPT
61-724	1/8" NPT Female to -4AN Male Gauge Adapter
61-725	1/8" NPT Male to -4AN Male Gauge Adapter

## 1/8" NPT PRESSURE GAUGE LINE KITS

- Designed to connect mechanical pressure gauges.
- Available with copper or nylon tubing.
- Each kit includes the required fittings.

Part No.	Kit Type
61-710	Nylon Gauge Line Kit
61-7101	Copper Gauge Line Kit



## TEMPERATURE ADAPTERS

Adapters used to connect mechanical/electric water/oil temperature gauges to engine.

Part No.	Description
<b>611-900</b>	1/2" NPT Brass Adapter
<b>611-902</b>	3/8" NPT Aluminum Adapter
<b>611-903*</b>	3/8" NPT Extended Aluminum Adapter
<b>611-904</b>	1/8" NPT to 1/2" NPT Brass Adapter
<b>611-905</b>	1/8" NPT to 3/8" NPT Brass Adapter
<b>611-908*</b>	1/2" NPT M to 5/8"-18 F Extended Aluminum Adapter

\* Denotes adapter for use on applications where the temperature probe contacts the inside of the cylinder head before tightening. This is typically required for most aluminum heads.



611-900



611-902



611-904



611-903



611-905



611-908

## EXTREME SERIES PRESSURE / TEMPERATURE WARNING KITS **NEW!**

Part No.	Description
<b>61-611</b>	Oil Pressure Warning Kit 20PSI <b>NEW!</b>
<b>61-615</b>	Oil Pressure Warning Kit 30PSI <b>NEW!</b>
<b>61-614</b>	Oil Temperature Warning Kit 280°F <b>NEW!</b>
<b>61-617</b>	Water Temperature Warning Kit 200°F <b>NEW!</b>
<b>61-612</b>	Water Temperature Warning Kit 235°F <b>NEW!</b>
<b>61-613</b>	Water Pressure Warning Kit 4PSI <b>NEW!</b>
<b>61-619</b>	Fuel Pressure Warning Kit 4PSI <b>NEW!</b>



61-612



61-611

## FUEL PRESSURE ISOLATOR 61-300

Our Fuel Pressure Isolator helps to eliminate hazards associated with driver's compartment-mounted fuel pressure gauges. Typically mounted to the engine side firewall, the isolator is plumbed with a pressure source on the inlet side and an anti-freeze/water mix on the outlet, which connects to the gauge.

- Compatible with gasoline, alcohol, or methanol fuels.
- Made from black anodized, billet 6061-T6 aluminum for durability.
- Capable of monitoring pressures up to 80 PSI.
- Sold complete with -4AN adapter fittings, mounting bracket, and necessary hardware.





#### MECHANICAL PRESSURE GAUGE LINE KITS

- Includes two 1/8" NPT to -4AN adapter fittings.
- Comes with -4AN stainless steel braided line for hooking up pressure gauges.

Part No.	Description
61-71012	Kit with 12" Line
61-71024	Kit with 24" Line
61-71036	Kit with 36" Line
61-71048	Kit with 48" Line
61-71060	Kit with 60" Line

## PRESSURE & TEMPERATURE SWITCHES



#### FUEL/WATER PRESSURE SWITCH 61-730

- Activates warning light when fuel pressure drops below 4 PSI.
- Switch has 1/8" NPT.



#### OIL PRESSURE SWITCH

- Switches are offered to activate oil pressure warning light at 20 or 30 PSI.
- Switches have 1/8" NPT.

Part No.	Activation Pressure
61-733	Activates at 30 PSI
61-735	Activates at 20 PSI

#### WATER TEMPERATURE SWITCHES

- Activates warning light when water temperature rises to 235°F.
- Offered with 3/8" or 1/2" NPT.



Part No.	Thread Size
61-740	1/2" NPT
61-748	3/8" NPT



#### OIL TEMPERATURE SWITCH 61-750

- Activates warning light when oil temperature rises above 280°F.
- Switch has 1/2" NPT thread.

#### 3-PACK OF SWITCHES 61-751

Oil Pressure/Water Temperature/Fuel Pressure



#### 4-PACK OF SWITCHES 61-752

Oil Pressure/Water Temperature/Fuel Pressure/Oil Temperature



# LED WARNING LIGHTS



## STANDARD 3/4" WARNING LIGHTS

- Simple snap-in design.
- Designed for QuickCar gauge panels.

Part No.	Description
61-701	Red
61-702	Blue
61-704	Amber
61-709	Green
61-706	4-Piece Warning Light Kit



## COMPACT 3/8" WARNING LIGHTS

- Smaller, more compact design.
- Threaded body for secure installation.

Part No.	Color
61-801	Red
61-802	Blue
61-803	White
61-804	Amber
61-809	Green

## RED LED LIGHT STRIP 61-790

- Typically mounted to dashboard and wired to a warning light for quick driver alerts.
- 18" long red LED strip.
- Can be trimmed to the desired length.
- Sold complete with necessary wiring.



EXAMPLE OF LED STRIP W/ PANEL (PANEL NOT INCLUDED)



## 1" AND 1-1/4" HOSE ADAPTERS

- Designed to splice into radiator hose.
- Allows temp sender or bleeder valve to be installed where space is an issue.

Part No.	Adapter
61-756	1" Hose with 1/8" NPT port
61-757	1-1/4" Hose with 1/2" NPT port

# LEGEND WARNING LIGHT KITS

QuickCar Warning Light Kits are designed to immediately alert the driver of low pressure or high temperature, helping to prevent engine damage and maintain optimal performance. Features of these kits include:

- High-visibility warning light.
- Pressure/temperature switch.
- Pre-terminated wiring.
- Sold as complete, ready-to-install kit.

## OIL PRESSURE KIT

61-711

- Warning light color: Red
- Sending unit activation: Oil pressure drops below 20 PSI
- Additional components: Brass in-line tee.



## WATER TEMPERATURE KIT

61-712

- Warning light color: Blue.
- Sending unit activation: Water temperature exceeds 235°F.

## WATER PRESSURE KIT

61-713

- Warning light color: Blue.
- Sending unit activation: Water pressure drops below 4 PSI.
- Additional features: Instant notice of coolant pressure loss; sending unit can be installed anywhere in the cooling system.



## OIL TEMPERATURE KIT

61-714

- Warning light color: Amber.
- Sending unit activation: Oil temperature exceeds 280°F.
- Sending unit can be installed anywhere in the cooling system.

## WATER PRESSURE KIT

61-719

- Warning light color: Green.
- Sending unit activation: Fuel pressure drops below 4 PSI.
  - Additional components: Brass in-line tee.
- sending unit can be installed anywhere in the cooling system.





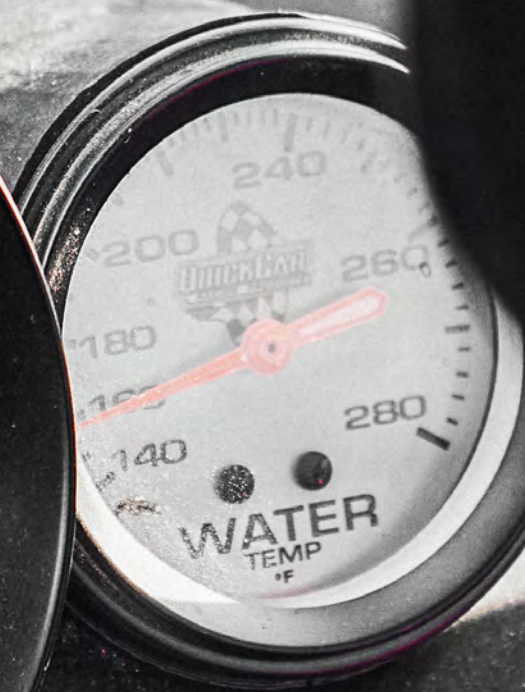
**WATER PRESSURE KIT WITH 2-1/16" DIA. GAUGE**  
**61-716**

Monitor critical water pressure levels to prevent engine damage with this comprehensive kit. Similar to kit 61-713, but includes Legend Series water pressure gauge.

- Includes 2-1/16" Diameter QuickCar mechanical water pressure gauge, 0-35 PSI.
- Warning light color: Blue.
- Sending unit activation: Water pressure drops below 4 PSI.
- Additional components: Brass in-line tee.

Part No.	Description
61-697	Replacement LED Bulb
611-6008	Replacement Gauge, 0-35 PSI





# TACHOMETERS

QuickCar tachometers are sold individually, or found in our pre-assembled, ready-to-install panels.

TACHOMETERS



**3-3/8" TACH**  
**611-6002**  
3-3/8" Diameter

- Made in the USA.
- 3-3/8" diameter tachometer with an aluminum case.
- Displays a 0-10,000 RPM range on a silver dial face with a bright orange pointer.
- Designed for in-dash mounting.
- Features bright white LED backlighting.
- Memory recall switch for the highest RPM achieved in previous session.
- Compliant with all sanctioning bodies - fully analog design with no microprocessor.



**REMOTE RECALL SWITCH**  
**611-096**

- Included with the 3-3/8" Tach.
- Recalls and Erases memory from 3-3/8" Tach.



**REDLINE TACH**  
**69-001**  
2-5/8" Diameter

- Compact 2-5/8" diameter tachometer, ideal for installation in tight spaces.
- Reads up to 10,000 RPM and includes a single high-RPM recall feature.
- Equipped with an adjustable warning/shift light.
- Compatible with various engine and cylinder combinations.



**5" TACH**  
**611-6001**  
5" Diameter

- Made in the USA.
- Bright white LED backlighting.
- Silver dial face with bright orange pointer.
- Displays a 0-10,000 RPM range.
- Memory recall for the highest RPM achieved in previous session.
- Compliant with all sanctioning bodies—fully analog design with no microprocessor.

# TACHOMETERS



## EXTREME DIGITAL TACH

611-7010

2-5/8" Diameter

- Compact 2-5/8" diameter digital tachometer.
- Works with 12V-16V car battery power.
- Can function as an RPM indicator or a shift light.
- RPM settings adjustable by simply touching the lens.
- Memory recall for the highest RPM achieved in previous session.



## DIGITAL TACH

67-001

2-1/16" Diameter

- Lightweight 2-1/16" diameter tachometer.
- Bright blue, easy-to-read digital display.
- Features a 0-10,000 RPM range.
- High-RPM recall function.
- Adaptable to various engine and cylinder configurations.



63-002



63-001

## REDLINE MULTI-RECALL TACH

3-1/8" Diameter

- Precise and dependable 3-1/8" diameter tach with stepper motor.
- Built-in multi-recall function.
- Recall four highest (straightaway) and four lower (corner) RPM readings.
- Programmable shift light assists.
- Bright LED-lit, 0-10,000 RPM range.
- Available with black or white dial faces.

# TACHOMETERS

## HIGH/LOW TACHOMETER

611-106

- Compact display, 4" wide x 2-1/2" high.
- Features easy-to-read digital backlit display.
- Programmable RPM warning/shift light for enhanced performance.
- Displays ten (10) highest and ten (10) lowest RPM readings after engine is shut off.
- RPM graph allows for scrolling, selecting, and replaying all RPM events.
- Compatible with multiple engine and cylinder configurations.



611-099



611-100

## QUICKTACH LCD RECALL TACH

- Compact LCD digital display, 1-3/4" wide x 3/4" high.
- Recalls the highest RPM attained during the last session.
- Recalls RPM for up to 15 minutes after the engine is shut down.
- Reset button allows users to clear the RPM recall during event.
- Lightweight unit with a waterproof aluminum case.
- Not compatible with magneto systems.
- Powered by a 9-volt battery.



## QUICKTACH 2 611-102

- Made in the USA.
- Recalls the four (4) highest and four (4) lowest RPM readings from the previous session.
- Bright white LED readout for quick and easy reading.
- Compact 3" x 3" size for easy mounting.

# OPEN WHEEL/SPRINT CAR COMPONENTS

## DELUXE SPRINT GAUGE PANELS



61-6005

- Self-contained low oil pressure warning system.
- 2-5/8" gauges.
- Lightweight aluminum panel.
- Sold complete with quick fasteners and battery.

Part No.	Description
61-6005	Sprint 2-5/8" Gauge Panel w/ Low Oil Warning
61-6005-1	Sprint 2-5/8" Gauge Panel w/ Low Oil Warning, Magneto Switch

## PRO SPRINT GAUGE

61-6004



61-6006



Part No.	Description
61-6004	Sprint 2-5/8" Gauge Panel
61-6006	Sprint 2-5/8" Gauge Panel w/ Vertical Dzus Mount

- Lightweight and durable.
- 2-5/8" gauges.
- Lightweight aluminum panel.
- Sold complete with quick fasteners and battery.

## REPLACEMENT GAUGES

Part No.	Description
611-6004	Sprint 2-5/8" Oil Pressure Gauge, 0-100 PSI, 1/8" NPT
611-6005	Sprint 2-5/8" Water Temperature Gauge, 100°F - 280°F, 48" Lead

Part No.	Description
611-6204	Sprint 2-1/16" Oil Pressure Gauge, 0-100 PSI, -4AN
611-6205	Sprint 2-1/16" Water Temperature Gauge, 100°F - 250°F, 42" Lead



611-6004



611-6005



611-6204



611-6205

61-2204



61-2205



## OPEN WHEEL GAUGE PANELS

- Specifically designed for use with open-wheel race cars such as midgets and sprint cars.
- 2-1/16" short sweep gauges. Mounted in black aluminum panels.
- Lightweight design with no backlighting.

Part No.	Description
61-2204	Micro/Midget 2-1/16" Gauge Panel
61-2205	Sprint 2-1/16" Gauge Panel w/ Switch

## EXTREME SPRINT CAR PANEL WITH BATTERY

61-7705

- Extreme 2-5/8" diameter mechanical gauges.
  - Includes activation switch.
- LED-lit gauges powered by built-in compact 12-volt battery.
  - Switches automatically from white to designated color if a problem arises.



## CARBON FIBER SPRINT CAR PANEL W/ OIL PRESURE WARNING LIGHT

61-7205

- Lightweight, carbon fiber panel with rubber mounting grommets.
- Features a bright LED warning light for oil pressure.
- Fully self-contained with a replaceable 9V battery (included).
- Sold pre-wired, with Dzus fasteners, for easy installation.


**QUICKCAR**



**SPRINT CAR WIRING HARNESS**  
50-7220




**EXTENDED TEMPERATURE ADAPTER BUNG**  
611-903

Extended aluminum fitting for temperature gauge. Long Temp adapter for when temperature probe is unable to be tightened because of interference inside the port.

- Straight 5/8"-18 female to 3/8" NPT male.
- Black anodized aluminum.
- Sold individually.



61-717



61-718

#### OIL PRESSURE WARNING KITS

- Self-contained kits.
- Powered by a 9-volt battery.
- Indicates immediate warning of oil pressure loss.
- Completely pre-wired and ready to install.
- Includes switch, tee fitting, oil pressure sending unit, and battery.
- Deluxe kit features aluminum tee fitting and weatherproof switch.

Part No.	Description
61-717	Oil Pressure Warning Kit
61-718	Deluxe Oil Pressure Warning Kit



# DIGITAL

## OPEN WHEEL GAUGE PANELS

- Digital 2-1/16" diameter gauges with bright blue readout and graduated scale.
  - Built-in warning lights can be preset to flash in the event of a problem.
    - Weather-resistant and self-contained.
- Powered by a compact 12-volt rechargeable battery pack, charger included.
  - Also available for vehicles with existing 12-volt power.

67-2004



Part No.	Description
67-2004	Digital 2-1/16" Micro/Midget Gauge Panel
67-2005	Digital 2-1/16" Sprint Gauge Panel *Includes Battery and Charger

67-2005



67-003



67-006



Part No.	Description
67-003	OP Gauge 0-100 PSI
67-006	WT Gauge 100°F - 280°F



## OPEN WHEEL GAUGE PANELS

- Redline 2-5/8" stepper gauges.
- Gauges pre-programmed to change colors and flash when a problem arises.
- Warning levels adjustable using a button on the gauge face.
- Panels sold pre-assembled, pre-wired for easy installation.
- All necessary senders included.
- Also available in self-contained format with a 12-volt rechargeable battery and charger.

Part No.	Description
69-2004	Redline 2-5/8" Micro/Midget Gauge Panel
69-2005	Redline 2-5/8" Sprint Gauge Panel *Includes Battery and Charger.



69-2004



69-2005



## OPEN WHEEL GAUGE PANELS **NEW!**

- Lightweight Redline 2-1/16" stepper gauges.
- Gauges pre-programmed to change colors and flash when a problem arises.
- Panels sold pre-assembled, pre-wired for easy installation.
- All necessary senders included.
- Warning levels adjustable.

Part No.	Description
65-2004	Redline 2-1/16" Micro/Midget <b>NEW!</b>
65-2005	Redline 2-1/16" Sprint Gauge Panel <b>NEW!</b> *Includes Battery and Charger.

65-2004



65-2005



#### OFFSET SPRINT GAUGE GROMMET

61-727

- Grommet secures 2-5/8" diameter gauges into mounting panel.
- Replaces traditional saddle brackets.
- Offsets gauges toward the driver for better visibility.
- Reduces gauge vibration for easier reading.

\* 61-728 secures 2-1/16" gauges.



61-727



61-728

#### REPLACEMENT PARTS FOR OPEN WHEEL GAUGE PANELS W/ ELECTRONIC GAUGES

Part No.	Description
63-225	Water Temperature Sender 2-Wire
63-230	Oil Pressure Sender
63-604	Battery Charger
63-605	Battery Pack



63-225



63-230



63-604



63-605

# NORTHEAST MODIFIED DASH PANELS

These dash panels are plug-and-play solutions, compatible with our Northeast Mod Wiring Harness.  
(QuickCar Part No. 50-2038)

- Designed to fit most Northeast dirt modifieds.
- Measures 18" wide and 7-1/2" high.
- Includes flanges for easy mounting.
- Includes weatherproof start, ignition, 3-wheel brake, and 2 accessory switches.
- Custom gauge options available upon request.

## EXTREME SERIES / NORTHEAST MOD DASH 61-812-038

- Extreme gauges offer exceptional accuracy and long-lasting durability.


SEE ADDITIONAL EXTREME GAUGE PANEL  
OPTIONS ON PAGE 43-47



## REDLINE SERIES / NORTHEAST MOD DASH 69-812-038

- Redline gauges offer an all-electronic solution to keep harmful fluids away from the cockpit.

SEE ADDITIONAL REDLINE GAUGE PANEL OPTIONS  
ON PAGE 31-40





# QUICKCAR SWITCH PANELS

## SWITCH PANELS



QuickCar has become the industry leader in pre-wired electrical solutions utilizing heavy-duty wire and connectors for improved conductivity and reliability. These panels connect directly to our wiring harnesses.

Refer to the Plug-n-Play section to find the proper wiring harness for each switch panel.

\*Find compatible wiring harness for desired switch panel in Plug-n-Play section

# SWITCH PANELS

## COMPACT SWITCH PANELS

50-020



50-820



Switch Panel	Width	Height	Momentary Component	Accessory Switches	Wired for
50-020 / 50-820 [checkered]	4-5/8"	2-1/2"	Button	x1	Stock Wiring Harness (Page 102)
50-033 / 50-833 [checkered]	4-5/8"	2-1/2"	Button	-	Single Ignition Box / HEI (Pages 97-100)
50-031 [checkered]	4-5/8"	2-1/2"	Button	x1	Single Ignition Box / HEI (Pages 97-100)

KEY: [checkered] Checkered Panel / [checkered or solid black] Checkered or Solid Black / [solid black] Solid Black

## SWITCH PANELS WITH IGNITION TOGGLE AND MOMENTARY BUTTON

50-802

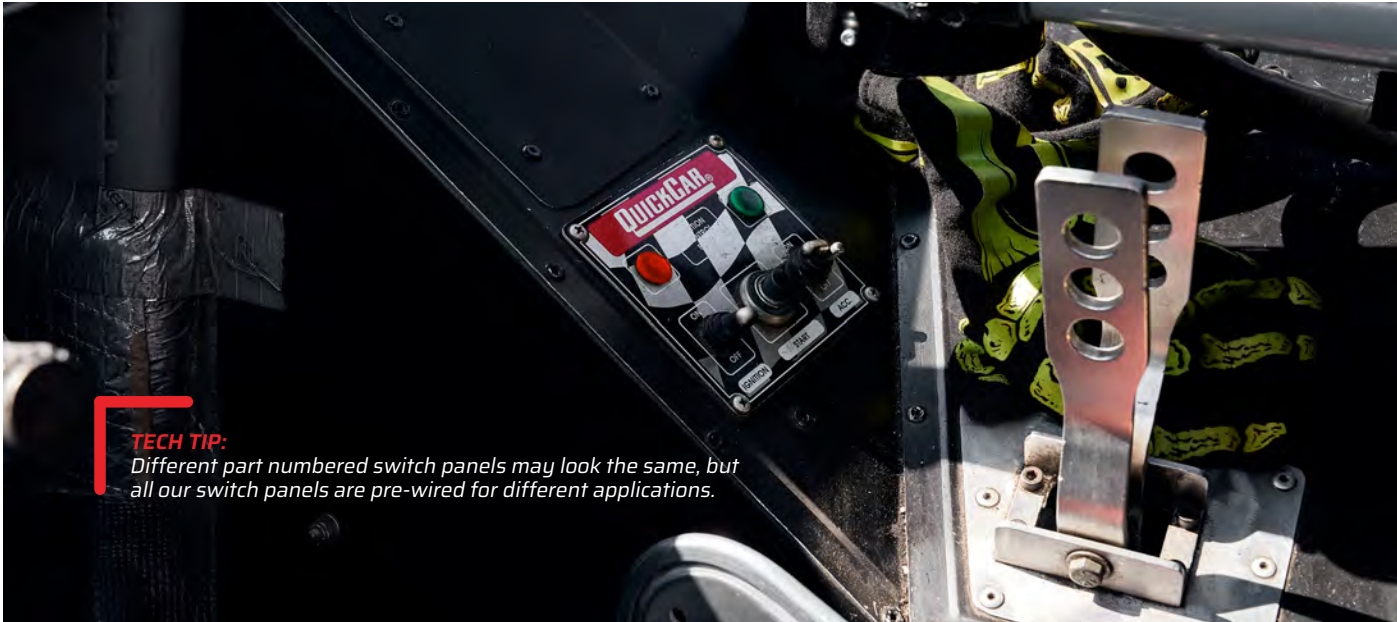


50-053



- Available with or without ignition switch flip cover.
- Plug-n-Play installation.

Switch Panel	Width	Height	Momentary Component	Ignition Switch Cover	Red Ignition Light	Wired for
50-102 / 50-802 [checkered]	3-3/8"	3-5/8"	Button	Boot	-	Stock Wiring Harness (Page 102)
50-103 / 50-803 [checkered]	3-3/8"	3-5/8"	Button	Flip Cover	-	Stock Wiring Harness (Page 102)
50-052 / 50-852 [checkered]	3-3/8"	4-1/4"	Button	Boot	x1	Stock Wiring Harness (Page 102)
50-053 / 50-853 [checkered]	3-3/8"	4-1/4"	Button	Flip Cover	x1	Stock Wiring Harness (Page 102)



**TECH TIP:**  
Different part numbered switch panels may look the same, but all our switch panels are pre-wired for different applications.

#### SWITCH PANELS WITH ACCESSORIES





50-025




50-823



- Available with or without ignition switch flip cover.
- Plug-n-Play installation.

Switch Panel	Width	Height	Momentary Component	Accessory Switches	Ignition Cover	Red Ignition Light	Green Accessory Light(s)	Wired for
50-022 / 50-822 	4-5/8"	4-3/8"	Button	x1	Boot	x1	x1	Stock Wiring Harness (Page 102)
50-023 / 50-823 	4-5/8"	4-3/8"	Button	x1	Flip Cover	x1	x1	Stock Wiring Harness (Page 102)
50-025 / 50-825 	4-5/8"	4-3/8"	Button	x2	Boot	x1	x2	Stock Wiring Harness (Page 102)
50-826 	5-1/2"	4-3/8"	Button	x3	Boot	X1	x3	Stock Wiring Harness (Page 102)

KEY:  Checkered Panel /  Checkered or Solid Black /  Solid Black



# SWITCH PANELS

KEY:  Checkered Panel /  Checkered or Solid Black /  Solid Black


50-165



50-865



COMPACT SWITCH PANELS

Switch Panel	Width	Height	Momentary Component	Accessory Switches	Wired for
50-165 / 50-865	6-7/8"	2"	Button	x5	No Harness Needed
					


50-166



50-866



SWITCH PANEL WITH LIGHTS

Switch Panel	Width	Height	Momentary Component	Accessory Switches	Red Ignition Light	Green Accessory Light(s)	Wired for
50-166 / 50-866	6-7/8"	3-1/4"	Button	x5	x1	x5	No Harness Needed
							

50-163




50-863



FUSED SWITCH PANELS

Switch Panel	Width	Height	Momentary Component	Accessory Switches	Wired for
50-163 / 50-863	6-7/8"	3-1/4"	Button	x5	No Harness Needed

50-164



50-864



FUSED SWITCH PANEL WITH LIGHTS

Switch Panel	Width	Height	Momentary Component	Accessory Switches	Red Ignition Light	Green Accessory Light(s)	Wired for
50-164 / 50-864	6-7/8"	4-1/8"	Button	x5	x1	x5	No Harness Needed

# WEATHERPROOF SWITCH PANELS

50-7164

## FUSED SWITCH PANEL W/ LIGHTS

Switch Panel	Width	Height	Accessory Switches	Red Ignition Light	Green Accessory Light(s)	Wired for
50-7164	6-7/8"	4-1/8"	x5	x1	x5	-



50-750

## 2 SWITCH PANELS WEATHERPROOF

Switch Panel	Width	Height	Wired for
50-750	3-3/8"	3-5/8"	Stock Wiring Harness (Page 102)
50-7531	3-3/8"	3-5/8"	Single Ignition Box / HEI (Pages 97-100)

50-720

## 3 SWITCH PANELS WEATHERPROOF



50-790

Switch Panel	Width	Height	Accessory Switches	Wired for
50-790	2-1/2"	4-1/2"	x1	Stock Wiring Harness (Page 102)
50-7911	2-1/2"	4-1/2"	-	Dual Ignition Box (Page 104)
50-7931	2-1/2"	4-1/2"	x1	Single Ignition Box / HEI (Pages 97-100)
50-720	4-5/8"	2-1/2"	x1	Stock Wiring Harness (Page 102)
50-711	4-5/8"	2-1/2"	-	Dual Ignition Box (Page 104)
50-731	4-5/8"	2-1/2"	x1	Single Ignition Box / HEI (Pages 97-100)

# 4 SWITCH PANELS

WEATHERPROOF

50-740



50-718



Switch Panel	Width	Height	Accessory Switches	Wired for
50-740	4-1/8"	3"	x2	Stock Wiring Harness (Page 102)
50-7411	4-1/8"	3"	x1	Dual Ignition Box (Page 104)
50-7414	4-1/8"	3"	x1	Single Ignition Box w/ Dual Magnetic Pick-up (Page 103)
50-7431	4-1/8"	3"	x2	Single Ignition Box / HEI (Pages 97-100)

Switch Panel	Width	Height	Accessory Switches	Green Accessory Light(s)	Wired for
50-718	4-1/8"	3"	x4	x4	No Harness Needed
50-719	4-1/8"	3"	x4		No Harness Needed



## 5-SWITCH KIT W/ DECAL

50-7739

Dimensions: 3-3/4" wide x 1-1/4" high

- One (1) momentary start switch.
- One (1) ignition switch.
- Three (3) accessory weatherproof switches.
- All switches are prewired for easy integration.

50-1714



## 5 SWITCH PANELS

WEATHERPROOF

Switch Panel	Width	Height	Accessory Switches	Wired for
50-7711 / 50-1711 [Checkered]	4-1/8"	3"	x2	Dual Ignition Box (Page 104)
50-7713 / 50-1713 [Checkered]	4-1/8"	3"	x1	Dual Ignition Box (Page 104)
50-7714 / 50-1714 [Checkered]	4-1/8"	3"	x2	Single Ignition Box w/ Dual Magnetic Pick-up (Page 103)
50-7731 / 50-1731 [Checkered]	4-1/8"	3"	x3	Single Ignition Box / HEI (Pages 97-100)

KEY: [Checkered] Checkered Panel / [Checkered or Solid Black] Checkered or Solid Black / [Solid Black] Solid Black

50-7714



50-7611



## 6 SWITCH PANELS

WEATHERPROOF

Switch Panel	Width	Height	Accessory Switches	Wired for
50-7611	3-1/4"	4-1/2"	x3	Dual Ignition Box (Page 104)
50-7614	3-1/4"	4-1/2"	x3	Single Ignition Box w/ Dual Magnetic Pick-up (Page 103)
50-7631	3-1/4"	4-1/2"	x4	Single Ignition Box / HEI (Pages 97-100)




KEY:  Checkered Panel /  Checkered or Solid Black /  Solid Black



52-165

### ROCKER SWITCH PANELS

52-865

Switch Panel	Width	Height	Accessory Switches	Wired for
52-165 / 52-865 	7"	3"	x3	Stock Wiring Harness (Page 102)




52-166

### ILLUMINATED ROCKER SWITCH PANELS

52-866


Switch Panel	Width	Height	Accessory Switches	Wired for
52-166 / 52-866 	7"	3"	x3	Stock Wiring Harness (Page 102)



52-163

### FUSED ROCKER SWITCH PANELS

52-863

Switch Panel	Width	Height	Accessory Switches	Wired for
52-163 / 52-863 	7"	3-1/2"	x3	Stock Wiring Harness (Page 102)



52-164

### FUSED & ILLUMINATED ROCKER SWITCH PANELS

52-864

Switch Panel	Width	Height	Accessory Switches	Wired for
52-164 / 52-864 	7"	3-1/2"	x3	Stock Wiring Harness (Page 102)



### ACCESSORY ROCKER

Four (4) 25-amp capacity rocker switches.  
Dimensions: 5-3/4" wide x 3" high.

Part No.	Description
52-716	Four Rocker Switch Panel, Non-Lighted
52-717	Four Rocker Switch Panel, Lighted



### ROCKER SWITCH W/ WINCH CONTROL **NEW!**

52-870

Dimensions: 5-3/4" wide x 3" high.

ACCESSORY ROCKER SWITCHES

Part No.	Description
52-402 NEW!	On/Off/On Rocker Switch w/ Red Lights
52-500	On/Off Rocker Switch
52-510	Momentary Start Rocker Switch
52-512	Momentary/On/Off Rocker Switch
52-515	On/Off/On Rocker Switch
52-601	Lighted On/Off Rocker Switch, Red
52-602	Lighted On/Off Rocker Switch, Blue
52-604	Lighted On/Off Rocker Switch, Amber
52-609	Lighted On/Off Rocker Switch, Green
52-615	Lighted On/Off/On Rocker Switch, Green



52-500

52-601


52-402

CIRCUIT BREAKER PANELS

- Gloss black, sleek appearance.
- Includes premium 20-amp circuit breakers.
- Easily reset at the touch of a button.
- Main power and starter wire professionally crimped, soldered, and heat shrunk.
- Completely pre-wired and ready to install.
- Route wires from ignition and accessories, crimp into attached spade connectors on each breaker to complete install.



50-868



50-869

Switch Panel	Width	Height	Momentary Component	Accessory Switches	Red Ignition Light	Green Accessory Light(s)	Wiring Harness
50-868	6-7/8"	4"	Button	x5	-	-	No Harness Needed
50-869	6-7/8"	5"	Button	x5	x1	x5	No Harness Needed

REPLACEMENT RESETTABLE CIRCUIT BREAKERS

Part No.	Description
50-9715	15 Amp
50-9720	20 Amp
50-9725	25 Amp
50-9730	30 Amp

50-9715



50-9725



CLEAR CIRCUIT BREAKER BOOT 50-700

- Clear protective boot.
- Protects circuit breaker from dirt and moisture.



## IGNITION PANELS W/ BATTERY SWITCH

55-7330



50-8022



Switch Panel	Width	Height	Momentary Component	Accessory Switches	Screw-In Handle	Removable Red Key	Wiring Harness
55-7330	7"	3-1/2"	Switch	x1	-	x1	Stock Wiring Harness (Page 102)
55-8022	7"	3-1/2"	Button	-	x1	-	Stock Wiring Harness (Page 102)



# SWITCH PANEL ACCESSORIES



Part No.	Description
50-500	Single-Pole Switch
50-501	Red Flip Guard
50-503	Magneto Switch, 6-Post
50-504	Black Toggle Switch Boot
50-505	Bridged Double-Pole Switch
50-506	Ignition w/ Start Switch
50-508	Long Handle Single-Pole Switch
50-510	Push-to-Start Momentary Button
50-512	Momentary Toggle Switch
50-519	50-Amp Alternator Toggle Switch
50-601	Red Pilot Light
50-602	Blue Pilot Light
50-604	Amber Pilot Light
50-609	Green Pilot Light
50-610	Black Switch Boot



## WEATHERPROOF MICRO-SWITCHES & CIRCUIT BREAKERS

# SWITCH PANEL ACCESSORIES



50-400



50-401



50-402



50-415



50-410



50-417



50-420



50-422



50-424

Part No.	Description
50-400	Momentary Start Switch
50-401	Momentary-Off-Momentary Single-Pole Switch
50-402	Momentary-Off-Momentary Double-Pole Switch
50-410	On-Off Single Pole Switch
50-415	On-Off-On Switch
50-417	On-On Switch
50-420	On-On Double-Pole Crossover Switch
50-422	20-Amp Circuit Breaker
50-424	40-Amp Circuit Breaker



**RED ENGINE START BUTTON**  
50-515

Red light illuminates.



**SINGLE POLE SWITCH W/ RED FLIP GUARD**  
50-520

Heavy-duty switch includes aircraft-type flip switch cover.



**SINGLE POLE TOGGLE SWITCH W/ BLACK BOOT**  
50-522

Heavy-duty switch includes weatherproof black switch boot.



## ROLL BAR-TO-PANEL MOUNTING BRACKETS

66-939 / 66-940 / 66-945


Specialized brackets designed to allow quick and easy mounting of gauge or switch panels onto a roll bar.

- Mounts virtually any height panel.
- Trim extra bracket length for desired arm length.
- Available bracket sizes for 1-1/2", 1-5/8", or 1-3/4" roll bars.
- Sold in pairs.

Part No.	Description
66-939	1-1/2" Roll Bar
66-940	1-3/4" Roll Bar
66-945	1-5/8" Roll Bar



## SWITCH PANEL STICKER KITS



50-003



50-004



50-524

50-526

## TOGGLE SWITCH EXTENSIONS

- Push-on.
- Sold in pairs of red or black.



## ATC FUSES

Our ATC fuses are offered in a variety of amp ratings. ATC fuses are used in QuickCar fused switch panels such as 50-864.

Part No.	Description
50-905	5 Amp - 5 Pack
50-910	10 Amp - 5 Pack
50-915	15 Amp - 5 Pack
50-920	20 Amp - 5 Pack
50-925	25 Amp - 5 Pack
50-930	30 Amp - 5 Pack
50-960	Fuse Assortment, 5 of each (30 pk)



### 12-GAUGE IN-LINE ATC FUSE HOLDER 50-955

- Install in a power wire to protect valuable electrical components.
- Includes 1 of each: 5 amp, 10 amp, 15 amp, 20 amp, 25 amp, 30 amp.

## LINE CLAMPS

Clamp Size	Steel	Aluminum	Nylon
1/8"	-	-	66-809
1/4"	66-850	66-830	66-810
3/8"	66-852	66-832	66-812
1/2"	66-854	66-834	66-814
5/8"	66-856	66-836	66-816
3/4"	66-858	66-838	66-818
1"	66-860	66-840	66-820

Professionally secure fuel lines, electrical wiring, and more. Choose from rubber-coated steel, aluminum, or nylon. Sold in packs of 10.

NYLON




ALUMINUM



STEEL



# ***WIRING SYSTEM***





## SWITCH PANELS TO IGNITION WIRING HARNESS

# PLUG-N-PLAY

*QuickCar offers a wide variety of wiring harnesses, each designed exclusively for use with our popular switch panels. Each harness includes the necessary terminals and direct plug-in connector for easy installation.*

*Choose your harness and a corresponding switch panel based on your ignition systems.*



### **TECH TIP:**

*Almost all QuickCar switch panels require the purchase of a separate wiring harness to ease wiring. Please choose the harness that fits your application best.*

*We can custom build harnesses to fit your needs. Give us a call!*

# WIRING HARNESS QUICK REFERENCE

Pre-Built Wiring Harnesses for Use w/ QuickCar Switch Panels



WIRING SYSTEM

## SINGLE IGNITION BOX WIRING HARNESSES

These harnesses are a plug-and-play wiring solution that fit most rules packages across the U.S. from Street Stocks to Late Models, and tailored for common racing electronics with one ignition box, coil, distributor lead, tachometer, starter solenoid, and QuickCar single ignition box/HEI switch panel.

WIRING HARNESS	PART NO	CONNECTORS	SEE PANELS
Universal Wiring Harness	50-2031	Ignition Box, Distributor, Switch Panel, Coil, Starter Solenoid, Tach	Page 98
Modified Wiring Harness	50-2033	Ignition Box, Distributor, Switch Panel, Coil, Starter Solenoid, Tach	Page 98
Dirt Late Model Harness	50-2035	3-Wheel Brake, Distributor, Switch Panel, Ignition Box, Coil, Starter Solenoid, Tach	Page 99
NE Modified Wiring Harness	50-2038	Ignition Box, Distributor, Switch Panel, Coil, Starter Solenoid, Tach	Page 99
Crane/FAST Wiring Harness	50-2051	Ignition Box, Distributor, Switch Panel, Coil, Starter Solenoid, Tach	Page 99
Pavement Late Model Spec Wiring Harness	50-2053	Ignition Box, Distributor, Switch Panel, Coil, Starter Solenoid, Tach	Page 99

## SINGLE IGNITION BOX W/ DUAL MAGNETIC PICK-UP WIRING HARNESS

Harness allows the swap between distributor / crank trigger at the flip of a switch. Connections for ignition box, coil, 2 distributor leads (one commonly used for crank trigger), tachometer, starter solenoid, and QuickCar single ignition box w/ magnetic pick-up switch panel.

WIRING HARNESS	PART NO	CONNECTORS	SEE PANELS
Single Ignition Box w/ Dual Magnetic Pick-up	50-2034	Ignition Box, Coil, Distributor, Crank Trigger, Starter Solenoid, Tach, Switch Panel	Page 103

## STOCK WIRING HARNESSES

Everything needed to make the engine turn over, additional wiring may be required.

WIRING HARNESS	PART NO	CONNECTORS	SEE PANELS
Stock Ignition Wiring Harness	50-200	Switch Panel, Starter Solenoid, Accessory	Page 101
Stock HEI Wiring Harness	50-201	Switch Panel, Starter Solenoid, HEI Distributor, Accessory	Page 101

## HIGH-ENERGY IGNITION (HEI) WIRING HARNESSES

Designed for HEI systems. Includes connections for the distributor, tachometer, starter solenoid, and QuickCar single ignition box / HEI switch panel.

WIRING HARNESS	PART NO	CONNECTORS	SEE PANELS
HEI Wiring Harness	50-2032	HEI Distributor, Starter Solenoid, Switch Panel, Tach	Page 100
Soft-Touch HEI Wiring Harness	50-2039	MSD Rev Box 64316, Starter Solenoid, Switch Panel, Tach	Page 100

## DUAL IGNITION BOX WIRING HARNESS

Harness designed for racecars utilizing 2 ignition boxes, 2 coils, 2 distributor leads (one commonly used for crank trigger), tachometer, starter solenoid, and QuickCar dual ignition box switch panel.

WIRING HARNESS	PART NO	CONNECTORS	SEE PANELS
Dual Ignition Box Wiring Harness	50-2021	(2) Ignition Boxes, (2) Coils, Distributor, Crank Trigger, Switch Panel, Starter Solenoid, Tach	Page 104

# WIRING HARNESSES FOR SINGLE IGNITION BOX

Our single ignition wiring harnesses are made for the most commonly utilized racing electronics applications with one (1) ignition box, coil, and distributor lead. These harnesses can be used from Street Stocks to Late Models and fit most rules packages across the United States. These weatherproof harnesses and switch panels are pre-built and pre-assembled, offering a plug-n-play solution for wiring the ignition into the car that performs in the most extreme racing conditions.

## TECH TIP:

Chassis grounds from the battery are common to all cars; adding another ground wire at the starter solenoid will improve the life of the starter.



## SWITCH PANELS COMPATIBLE WITH WIRING HARNESSES FOR:

- SINGLE IGNITION BOX SYSTEMS
- HIGH-ENERGY IGNITION (HEI) SYSTEMS

Each switch panel includes momentary component for starter switch.

	SWITCH PANEL	WIDTH	HEIGHT	STARTER SWITCH	SWITCHES	3-WHEEL BRAKE	ACCESSORY SWITCHES
☐	50-031	4-5/8"	2-1/2"	Button	3	-	1
☐	50-033 / 50-833	4-5/8"	2-1/2"	Button	3	1	-
■	50-731	4-5/8"	2-1/2"	Toggle	3	-	1
■	50-7431	4-1/8"	3"	Toggle	4	-	2
■	50-7531	3-3/8"	3-5/8"	Toggle	2	-	-
■	50-7631	3-1/4"	4-1/2"	Toggle	6	-	4
■	50-7731	4-1/8"	3"	Toggle	5	-	3
■	50-7739	3-3/4"	1-1/4"	Toggle	5	-	3
■	50-7931	2-1/2"	4-1/2"	Toggle	3	-	1

KEY: ☐ Checkered Panel / ☐ Checkered or Solid Black / ■ Solid Black



#### UNIVERSAL WIRING HARNESS

**50-2031**

Universal Weatherpack harness for race cars utilizing single ignition box systems.



#### HARNESS ATTACHES TO

- Ignition Box
- Coil
- Distributor
- Starter Solenoid
- Switch Panel
- Tach

#### MODIFIED WIRING HARNESS

**50-2030 / 50-2033 / 50-2037**

- Universal harness for UMP/IMCA Mods.
- Will connect all ignition components.
- Includes switch panel, weatherproof switches.

#### HARNESS ATTACHES TO

- Ignition Box
- Coil
- Distributor
- Starter Solenoid
- Switch Panel
- Tach



#### PART NO

#### MODIFIED IGNITION WIRING HARNESS KITS

**50-2030**

Wiring Harness Kit w/ Switch Panel



**50-2033**

Wiring Harness Only

**50-2037**

Wiring Harness Kit w/ Switch Panel



# WIRING HARNESSES FOR SINGLE IGNITION BOX

*\* Compatible with switch panels in table on Page 97.*

## DIRT LATE MODEL WIRING HARNESS 50-2035

- Universal Weatherpack harness.
- Specialized solution for Dirt Cars utilizing single-box ignition system with 3-wheel brake solenoid.



## NORTHEAST MOD WIRING HARNESS 50-2038

- Specialized plug-n-play harness for Northeast style Modifieds using MSD DIRTCAR ignition box.



## CRANE/FAST WIRING HARNESS 50-2051

- Specialized wiring harness for race cars utilizing single Crane/FAST HI-6RC Ignition System.



## PAVEMENT LATE MODEL SPEC WIRING HARNESS 50-2053

Legal for most asphalt late model series, this harness is plug-n-play for FAST 6700-6701, JMS Daytona Sensors 6000-6701k Ignition Box, and many QuickCar Switch Panels.

- Constructed of Tefzel (mil-spec) wire.
- Gold-Plated ring terminals.
- Weatherproof connectors.
- Serial numbered.
- Comes standard with 3-pin Deutsch distributor lead.



# WIRING HARNESSES FOR HIGH-ENERGY IGNITION (HEI)

\* Compatible with switch panels in table on Page 97.



**SOFT-TOUCH HEI WIRING HARNESS**  
**50-2039**

- Designed for cars utilizing MSD 8727CT digital soft touch rev control limiter.
- Attaches rev limiter to QuickCar switch panel, tachometer, and starter solenoid.



**HEI WIRING HARNESS**  
**50-2032**

- Universal wiring harness designed for applications using HEI ignition system.

#### **HARNESS ATTACHES TO**

- Distributor
- Starter Solenoid
- Switch Panel
- Tach



# STOCK WIRING HARNESS

## ABOUT STOCK WIRING HARNESSES

These ignition and accessory wiring harnesses are designed for use with cars utilizing either remote ignition boxes like MSD or FAST systems (50-200), or HEI ignition systems (50-201). Stock harnesses connect their corresponding switch panels, or switch panels that require no harness, supplying 12 volts of power to an ignition box/module/computer. These harnesses do not hook up complete ignition systems like our other wiring harnesses do. Harnesses include a molded connector and generic wire. Additional wiring may be required.

## SIMPLY PUT, THE STOCK HARNESS PLUGS INTO THE BACK OF A STOCK SWITCH PANEL

A.) Hooks up to the starter, allowing the engine to turn over at the push of a button.

B.) Provides a +12V to an Ignition System.

C.) Comes with an accessory wire for a helmet fan or other accessories.

INCLUDES FOUR WIRES:




















**Red and Yellow** together: Starter solenoid.

**Red/Black** stripe: Ignition system (MSD/FAST or the BAT terminal of the HEI Distributor).

**White:** Accessories.

Complete wiring instructions are included.

## SWITCH PANELS COMPATIBLE WITH STOCK WIRING HARNESSES

	SWITCH PANEL	Width	Height	Start Switch	Switches	Indicator Lights	Ignition Safety Cover	Battery Switch
	50-020 / 50-820	4-5/8"	2-1/2"	Button	3	-	-	-
	50-022 / 50-822	4-5/8"	4-3/8"	Button	3	Yes	-	-
	50-023 / 50-823	4-5/8"	4-3/8"	Button	3	Yes	Yes	-
	50-025 / 50-825	4-5/8"	4-3/8"	Button	4	Yes	-	-
	50-052 / 50-852	3-3/8"	4-1/4"	Button	2	Yes	-	-
	50-053 / 50-853	3-3/8"	4-1/4"	Button	2	Yes	Yes	-
	50-102 / 50-802	3-3/8"	3-5/8"	Button	2	-	-	-
	50-103 / 50-803	3-3/8"	3-5/8"	Button	2	-	Yes	-
	50-826	5-1/2"	4-3/8"	Button	5	-	-	-
	50-720	4-5/8"	2-1/2"	Toggle	3	-	-	-
	50-740	4-1/2"	3"	Toggle	4	-	-	-
	50-750	3-3/8"	3-5/8"	Toggle	2	-	-	-
	50-790	2-1/2"	4-1/2"	Toggle	3	-	-	-
	52-163 / 52-863	7"	3-1/2"	Rocker	5	-	-	-
	52-164 / 52-864	7"	3-1/2"	Rocker	5	Yes	-	-
	52-165 / 52-865	7"	3"	Rocker	5	-	-	-
	52-166 / 52-866	7"	3"	Rocker	5	Yes	-	-
	55-7330	7"	3-1/2"	Toggle	3	-	-	Yes
	55-8022	7"	3-1/2"	Button	2	-	-	Yes

KEY:  Checked Panel /  Checked or Solid Black /  Solid Black

---

## STOCK IGNITION WIRING HARNESS

50-200

## STOCK HEI WIRING HARNESS

50-201

- Ready to install.
- 5-foot length.
- Connects switch panel to starter.
- Accessory wires included.



# WIRING HARNESS FOR SINGLE IGNITION BOX W/ DUAL MAGNETIC PICKUP

SWITCH PANELS COMPATIBLE WITH WIRING HARNESSES FOR:  
• SINGLE IGNITION BOX W/ DUAL MAGNETIC PICKUP SYSTEMS

	Switch Panel	Width	Height	Start Switch	Switches	Accessory Switches	Crossover
■	50-1714 / 50-7714	4-1/8"	3"	Toggle	5	2	1
■	50-7414	4-1/8"	3"	Toggle	4	1	1
■	50-7614	3-1/4"	4-1/2"	Toggle	6	3	1

KEY: ■ Checkered Panel / ■ Checkered or Solid Black / ■ Solid Black

Harness designed for cars using one ignition box but running both a crank trigger and distributor.

- Plug-N-Play Solution.
- Weatherproof harness and switch panels perform in the most extreme racing conditions.
- Crimped and soldered terminals for durability in extreme conditions.



SINGLE IGNITION BOX W/ DUAL MAGNETIC PICK-UP WIRING HARNESS  
50-2034







- Universal Weatherpack wiring harness.
- Solution for cars utilizing single ignition box dual magnetic pickup distributor or crank trigger/distributor combination.

# WIRING HARNESS FOR DUAL IGNITION SYSTEMS

## SWITCH PANELS COMPATIBLE WITH WIRING HARNESSES FOR:

### • DUAL IGNITION BOX SYSTEMS

Wiring Harness designed for cars that utilize two (2) ignition boxes. This harness enables the entire backup ignition system to power up at the flip of a switch, which is why it's popular among top-performing teams who require rapid backup systems to avoid losing time on-track.

Switch Panel	Width	Height	Start Switch	Accessory Switches	Crossover Switch	3-Wheel Brake Harness
 50-1711 / 50-7711	4-1/8"	3"	Toggle	2	1	-
 50-1713 / 50-7713	4-1/8"	3"	Toggle	1	1	1
 50-711	4-5/8"	2-1/2"	Toggle	-	1	-
 50-7411	4-1/8"	3"	Toggle	1	1	-
 50-7611	3-1/4"	4-1/2"	Toggle	3	1	-
 50-7911	2-1/2"	4-5/8"	Toggle	-	1	-

KEY:  Checkered Panel /  Checkered or Solid Black /  Solid Black



## DUAL IGNITION BOX WIRING HARNESS

50-2021

- Universal Weatherpack harness for race cars utilizing dual ignition box system.

# IGNITION SYSTEM ACCESSORIES



**THREE-PIECE RUBBER GROMMET SET**  
**50-008**

- Protects wires when routing through sheet metal & keeps dirt out of the cockpit.
- Includes three (3) cone-shaped grommets.
- Grommet sizes 5/8", 1-1/8", and 1-1/2".



**HEI DISTRIBUTOR LEAD**  
**50-2009**

- Four (4) foot long lead.
- Easily connects HEI distributor to ignition switched power and tachometer signal wire.



**DEUTSCH WEATHERPACK ADAPTER**  
**50-2007**

- Eases installation of MSD HVC ignitions.
- Adapts Deutsch square 6-pin connector to 6-pin flat male Weatherpack connector.



**3-WHEEL BRAKE PANEL**  
**50-035**

- Isolated 3-wheel brake switch.
- Improves ease of activation.
- Includes light to indicate when activated.
- Harness included (50-034).




**MSD 6AL-2 BOX ADAPTER**  
**50-2005**

- Designed exclusively for use with MSD Digital Programmable 6AL-2 6530 ignition.
- Adapts unit's Deutsch connectors to popular Weatherpack style.
- Includes connections for magnetic pickup, ignition coil, and power leads.



**3-WHEEL BRAKE HARNESS**  
**50-034**

- Wiring harness with Weatherpack connector.
- Supplies power from 3-wheel brake switch to solenoid.



## TECH TIP:

To avoid potential wire damage caused by sharp edges, it is important to use a good grommet when routing wires through a firewall.



**FEMALE WEATHERPACK  
TO MSD DISTRIBUTOR**  
**50-207**



**NEW! PLUG FOR MSD  
DISTRIBUTOR WITH PINS**  
**50-222**



**3-PIN DEUTSCH DT RECEPTACLE  
TO MSD DISTRIBUTOR**  
**50-208**



**FEMALE WEATHERPACK TO  
CRANE/FAST 3-PIN DT PLUG**  
**50-2008**



**3-PIN DEUTSCH DT RECEPTACLE  
TO 2-PIN FEMALE WEATHERPACK**  
**50-2015**



**NEW! RECEPTACLE FOR MSD  
DISTRIBUTOR WITH PINS**  
**50-223**

**12" MSD Magnetic Pickup to 3-pin  
Deutsch DT Receptacle**  
**50-2018**



Part No.	Description
<b>50-207</b>	Female Weatherpack to MSD Distributor
<b>50-208</b>	3-pin Deutsch DT Receptacle to MSD Distributor
<b>50-222</b>	Plug for MSD Distributor w/ Pins <b>NEW!</b>
<b>50-223</b>	Receptacle for MSD Distributor w/ Pins <b>NEW!</b>
<b>50-2004</b>	Digital MSD to Weatherpack Harness Adapter <b>NEW!</b>
<b>50-2008</b>	Female Weatherpack to Crane/FAST 3-pin DT Plug
<b>50-2015</b>	3-pin Deutsch DT Receptacle to 2-pin Male Weatherpack
<b>50-2016</b>	12" 3-pin Deutsch DT Receptacle to 2-pin Female Weatherpack
<b>50-2017</b>	2-Pin MSD Magnetic Distributor Connectors
<b>50-2018</b>	12" MSD Magnetic Pickup to 3-pin Deutsch DT Receptacle



**NEW! DIGITAL MSD TO  
WEATHERPACK HARNESS  
ADAPTER**  
**50-2004**



#### HELMET FAN HARNESS

50-001

Connects a helmet fan installed in the driver's cockpit to the switch panel.

- All terminals soldered with heat shrink seals for added durability and reliability.
- Professionally soldered and heat shrink-wrapped wires.
- Preinstalled #8 eyelet for connection to a toggle switch/circuit breaker.
- 5/16" eyelet for ground connection.
- 2-pin Weatherpack connector with opposite end ready for installation on the fan.



#### DIGITAL MSD ADAPTER

50-2006

- Pigtail harness adapts MSD Digital 6-Ignition connector to standard 6-pin flat male Weatherpack connector.



#### RADIATOR FAN HARNESS

50-2010

- Eases fan installation.
- Specialized for use with most popular electric fans.
- Includes power leads with Weatherpack connectors.



#### HARNESS ADAPTER FOR QUICKCAR MSD TO SPEC HARNESS

50-2013

- Pigtail harness adapts MSD 6427 ignition boxes to the late model spec harness.



#### CRANK TRIGGER WIRING HARNESS EXTENSION

50-206

- Extends common MSD purple/green wires by 2-1/2 feet.
- Designed for connections to the crank trigger on the front of the engine.



#### 7AL-2 PLUS ADAPTER

50-7222

- Adapts wiring connector of popular 7AL-2 Plus ignition to 6-pin Weatherpack connector.



**WEATHERPACK SWITCH PANEL PIGTAIL**  
**50-900**

- Wiring harness adapter for switch panel to 3-pin Weatherpack connector.
- For switch panels plugging into stock wiring harnesses.



**SWITCH PANEL PIGTAIL**  
**50-9110**

- Pigtail adapter for standard QuickCar switch panels.
- For switch panels plugging into stock wiring harnesses.



**LED UNDER-CAR LIGHT KIT**  
**61-795**

- Easy Installation.
- Perfect for dark pit areas, urgent under-car repairs.
- Bright white LED light strip.
- 18-inch length.



Part No.	Description
61-791	Yellow
61-792	Blue
61-793	Green

Part No.	Description
61-794	Purple
61-790	Red
61-9795	White



**REPLACEMENT LED STRIP WITH CONNECTORS**

- Place virtually anywhere light is desired.
- Offered in a variety of colors.



57-450



57-460



57-461



57-462



57-463



57-464



57-465



57-466



57-467



57-468



57-470



57-471



57-472



57-473



57-474



57-475



57-476



57-477



57-478



57-479



57-481



57-490

# RING & SPADE TERMINALS

- Ideal for custom wiring tasks.
- 24k-gold/tin-plated to reduce corrosion and enhance conductivity.
- Available in a variety of sizes.
- Sold in pairs, complete with heat-shrink.

Part No. Pair	Part No. 50 Pack	Description	Wire Range (Gauge)	Stud Size	Tab Width
57-450	57-450-50	Ring Terminal (Pair/Pack) with Heat Shrink	#12-10	#6 (0.148")	-
57-460	57-460-50	Ring Terminal (Pair/Pack) with Heat Shrink <b>NEW!</b>	#22-18	1/4"	-
57-461	57-461-50	Ring Terminal (Pair/Pack) with Heat Shrink <b>NEW!</b>	#22-18	5/16"	-
57-462	57-462-50	Ring Terminal (Pair/Pack) with Heat Shrink <b>NEW!</b>	#12-10	1/4"	-
57-463	57-463-50	Ring Terminal (Pair/Pack) with Heat Shrink <b>NEW!</b>	#12-10	5/16"	-
57-464	57-464-50	Ring Terminal (Pair/Pack) with Heat Shrink <b>NEW!</b>	#12-10	3/8"	-
57-465	57-465-50	Ring Terminal (Pair/Pack) with Heat Shrink <b>NEW!</b>	#8	#8 (0.174")	-
57-466	57-466-50	Ring Terminal (Pair/Pack) with Heat Shrink <b>NEW!</b>	#16-14	#6 (0.148")	-
57-467	57-467-50	Ring Terminal (Pair/Pack) with Heat Shrink <b>NEW!</b>	#22-18	3/8"	-
57-468	57-468-50	Ring Terminal (Pair/Pack) with Heat Shrink <b>NEW!</b>	#12-10	#8 (0.174")	-
57-470	57-470-50	Ring Terminal (Pair/Pack) with Heat Shrink	#12-10	#10 (0.200")	-
57-471	57-471-50	Ring Terminal (Pair/Pack) with Heat Shrink	#16-14	#8 (0.174")	-
57-472	57-472-50	Ring Terminal (Pair/Pack) with Heat Shrink	#16-14	#10 (0.200")	-
57-473	57-473-50	Ring Terminal (Pair/Pack) with Heat Shrink	#16-14	3/8"	-
57-474	57-474-50	Ring Terminal (Pair/Pack) with Heat Shrink	#8	3/8"	-
57-475	57-475-50	Ring Terminal (Pair/Pack) with Heat Shrink	#8	#10 (0.200")	-
57-476	57-476-50	Ring Terminal (Pair/Pack) with Heat Shrink	#22-16	#6 (0.148")	-
57-477	57-477-50	Ring Terminal (Pair/Pack) with Heat Shrink	#22-16	#10 (0.200")	-
57-478	57-478-50	Ring Terminal (Pair/Pack) with Heat Shrink	#16-14	1/4"	-
57-479	57-479-50	Ring Terminal (Pair/Pack) with Heat Shrink	#16-14	5/16"	-
57-481	57-481-50	Ring Terminal (Pair/Pack) with Heat Shrink	#8	1/4"	-
57-490	57-490-50	Ring Terminal (Pair/Pack) with Heat Shrink	#8	5/16"	-
57-942	-	Female Spade (Pair) with Heat Shrink	#16-14	-	0.259"
57-943	-	Male Spade (Pair) with Heat Shrink	#12-10	-	0.250"
57-944	-	Female Spade (Pair) with Heat Shrink	#12-10	-	0.259"
57-945	-	Male Spade (Pair) with Heat Shrink	#16-14	-	0.250"

# WIRING ACCESSORIES



## GOLD RING TERMINAL ASSORTMENT KIT

57-499

This kit is a must-have for any shop, suitable for wire sizes ranging from 8 to 16 AWG.

- Includes 180 ring terminals.
- Gold and tin plated ring terminals for corrosion resistance.
- Ring terminals: #6, #8, #10, 1/4", 5/16", and 3/8" eyelets.
- Adhesive lined heat shrink provides professional finish.



## IMPACT CRIMPER

64-020

Ideal for crimping standard power rings onto battery cables for permanent termination.



## LABELED HEAT-SHRINK KIT

50-705

- Eight-piece kit.
- Includes labeled shrink for: Switch Panel, Gauge Panel, Ground, Master Switch, Distributor, Tachometer, Solenoid, and Coil.
- Protects wiring connections from moisture and contaminants.

## SHIELDED DISTRIBUTOR WIRE

57-200-10

- Shielded and twisted pair of purple and green colored wire.
- Shielded with drain wire to eliminate electromagnetic interference from trigger lead.
- Sold in pre-cut 10-foot lengths.




## WEATHERPACK TERMINALS

A secure, virtually bulletproof wire termination with a waterproof cable seal for connecting ignition or accessories throughout the race car.

- Features waterproof cable seal.
- Available in 1-, 2-, 3-, 4-, and 6-pin male (M) and female (F) connectors.
- Rated up to 20A at 12 volts DC.
- All connectors include pins and seals.
- Sold individually or in a kit (50-380).

Part No.	Description
50-300-20	Female Weatherpack Pin, 20-Pack <b>NEW!</b>
50-301-20	Male Weatherpack Pin, 20-Pack <b>NEW!</b>
50-302-20	Green Cable Seal, 20-Pack <b>NEW!</b>
50-303-20	Blue Cable Seal, 20-Pack <b>NEW!</b>
50-304-20	Red Cable Seal, 20-Pack <b>NEW!</b>
50-305-20	Green Cavity Plug, 20-Pack <b>NEW!</b>
50-310	Female Weatherpack Connector, 1-Pin
50-311	Male Weatherpack Connector, 1-Pin
50-312	Weatherpack Connector, 1-Pin Kit
50-320	Female Weatherpack Connector, 2-Pin
50-321	Male Weatherpack Connector, 2-Pin
50-322	Weatherpack Connector, 2-Pin Kit
50-330	Female Weatherpack Connector, 3-Pin
50-331	Male Weatherpack Connector, 3-Pin
50-332	Weatherpack Connector, 3-Pin Kit
50-340	Female Weatherpack Connector, 4-Pin
50-341	Male Weatherpack Connector, 4-Pin
50-342	Weatherpack Connector, 4-Pin Kit
50-360	Female Weatherpack Connector, 6-Pin
50-361	Male Weatherpack Connector, 6-Pin
50-362	Weatherpack Connector, 6-Pin Kit



# WIRING ACCESSORIES

## WEATHERPACK KIT 50-380

Our 230-piece Weatherpack kit includes a wide variety of connectors, housing cable seals, and contact pins, all organized in a plastic carrying case.



## MSD 6CT IGNITION BOX/COIL/PLATE 50-213

This ignition system uses MSD ignition box 6427 and Coil 8250 mounted on aluminum plate, utilizing the same slotted bolt pattern as other ignition box options for easy installation.

- Easy installation.
- Coil lead pre-installed.
- Legal under United Late Model Rules Alliance.
- Simply connects to Late Model Spec harness 50-2053




## PIN REMOVAL TOOL 50-399

Specialty tool required to remove pins from Weatherpack housing.





# WIRING KITS



QuickCar continues to set the industry standard with our premium battery cables and wiring solutions. Our copper-constructed, fine-stranded wires deliver the absolute best in current-carrying performance, while the 220°F+ insulation is designed to endure the extreme temperatures and fluids common in racing environments. We provide a wide range of dependable, long-lasting, and cost-effective battery cable kits and accessories.



50-053



50-022



50-020




50-102



## CHECKERED PANELS

Wiring Kit Part Number	Switch Panel	Wiring Harness	Wire Type	Battery Cable Kit	Battery Switch	Starter Solenoid
50-230	50-053	50-201	2-Gauge	57-010	55-009	50-430
50-231	50-022	50-200	4-Gauge	57-009	55-009	50-430
50-232	50-020	50-200	4-Gauge	57-009	55-009	50-430
50-234	50-102	50-200	2-Gauge	57-010		50-430
50-235	50-102	50-201	4-Gauge	57-009	55-009	50-430
50-236	50-102	50-200	4-Gauge	57-009		50-430

\*ALL KITS INCLUDE Ring Terminals, Heat Shrink, and Battery Cable Mounting Clamps



## BLACK PANELS

Wiring Kit Part Number	Switch Panel	Wiring Harness	Wire Type	Battery Cable Kit	Battery Switch	Starter Solenoid
50-830	50-853	50-201	2-Gauge	57-010	55-010	50-430
50-831	50-822	50-200	4-Gauge	57-009	55-010	50-430
50-832	50-820	50-200	4-Gauge	57-009	55-010	50-430
50-834	50-802	50-200	2-Gauge	57-010		50-430
50-835	50-802	50-201	4-Gauge	57-009	55-010	50-430
50-836	50-802	50-200	4-Gauge	57-009		50-430

\*ALL KITS INCLUDE Ring Terminals, Heat Shrink, and Battery Cable Mounting Clamps

# COIL WIRES

Our premium-quality coil wires offer quick energy transfer, containing flexible and high-strength wire with a Kevlar core and nickel-copper alloy-wound conductor, covered by two full layers of silicone. Wires contain fiberglass insulation, with high-temperature silicone boots attached. Posi-snap terminals offer a secure connection.

- Compatible with most ignition systems.
- Consists of 11.5mm O.D. premium-quality wire.
- Quick energy transfer, less than 40 ohms/ft. of resistance.
- Fiberglass insulation provides up to 1,400°F of heat resistance.
- High-temperature silicone boots resist temperatures up to 600°F.
- High EMI (Electro Magnetic Interference) and RFI (Radio Frequency Interference) suppression.

Part No.	Description
40-121	Red Coil Wire, 12" HEI/HEI
40-123	Black Coil Wire, 12" HEI/HEI
40-125	Red Coil Wire, 12" HEI/Socket
40-127	Black Coil Wire, 12" HEI/Socket
40-181	Red Coil Wire, 18" HEI/HEI
40-183	Black Coil Wire, 18" HEI/HEI
40-185	Red Coil Wire, 18" HEI/Socket
40-187	Black Coil Wire, 18" HEI/Socket
40-241	Red Coil Wire, 24" HEI/HEI
40-243	Black Coil Wire, 24" HEI/HEI
40-245	Red Coil Wire, 24" HEI/Socket
40-247	Black Coil Wire, 24" HEI/Socket
40-303	Black Coil Wire, 30" HEI/HEI
40-361	Red Coil Wire, 36" HEI/HEI
40-363	Black Coil Wire, 36" HEI/HEI
40-365	Red Coil Wire, 36" HEI/Socket
40-367	Black Coil Wire, 36" HEI/Socket
40-421	Red Coil Wire, 42" HEI/HEI
40-423	Black Coil Wire, 42" HEI/HEI
40-425	Red Coil Wire, 42" HEI/Socket
40-427	Black Coil Wire, 42" HEI/Socket
40-481	Red Coil Wire, 48" HEI/HEI
40-483	Black Coil Wire, 48" HEI/HEI
40-485	Red Coil Wire, 48" HEI/Socket
40-487	Black Coil Wire, 48" HEI/Socket
40-601	Red Coil Wire, 60" HEI/HEI
40-603	Black Coil Wire, 60" HEI/HEI
40-605	Red Coil Wire, 60" HEI/Socket
40-607	Black Coil Wire, 60" HEI/Socket



40-121



40-127



40-303





# ELECTRICAL SYSTEM ACCESSORIES

## IGNITION / START SWITCH W/ HARNESS 50-507

- Pre-wired kit combines starter switch and ignition switch into one unit.
- Includes a 50-506 ignition switch for reliable operation.
- Comes with a 50-201 HEI wiring harness for seamless integration with HEI systems.
- Includes a 50-501 switch flip cover for added protection



## REMOTE START BUTTON 50-434

- Heavy-duty leads.
- Ideal for performing valve lash adjustments
- Equipped with gator clamps for easy connection to starter solenoid.
- Allows engine to be easily turned over.

## REMOTE START BUTTON 50-433

- Allows for engine roll-over from the engine compartment.
- Ideal for setting valve lash without needing to reach into the cockpit.
- Includes wiring for easy connection to the starter solenoid.





71-327

## DEUTSCH CONNECTORS

- Durable, precise connectors.
- Plastic male and female housing ends.
- Indexed locks provide secure connection and seal out dirt and moisture.
- Kits include terminals, silicone rubber seals, wedgelocks, pins, and strong crimp tabs.
- Suitable for 14-18 gauge wires.
- Sold as complete kits.



71-337



71-347



71-367

Part No.	Description
71-320	2-Pin DT Deutsch Plug
71-321	2-Pin DT Deutsch Receptacle
71-322	2-Pin Deutsch Connector Kit
71-330	3-Pin DT Deutsch Plug
71-331	3-Pin DT Deutsch Receptacle
71-332	3-Pin Deutsch Connector Kit
71-340	4-Pin DT Deutsch Plug
71-341	4-Pin DT Deutsch Receptacle
71-342	4-Pin Deutsch Connector Kit
71-360	6-Pin DT Deutsch Plug
71-361	6-Pin DT Deutsch Receptacle
71-362	6-Pin Deutsch Connector Kit
71-380	8-Pin DT Deutsch Plug
71-381	8-Pin DT Deutsch Receptacle
71-382	8-Pin Deutsch Connector Kit
<b>FLANGED DEUTSCH RECEPTACLES</b>	
71-327	Flanged 2-Pin DT Deutsch Receptacle
71-337	Flanged 3-Pin DT Deutsch Receptacle
71-347	Flanged 4-Pin DT Deutsch Receptacle
71-367	Flanged 6-Pin DT Deutsch Receptacle



71-320



71-321



71-330



71-331



71-340



71-341



71-360



71-361



71-380



71-381

**DEUTSCH DT TERMINAL KIT *NEW!***  
**71-306**

149 piece kit all included inside the hard-plastic case.



**12-POINT BUSS BAR**

- Glass-filled nylon Buss Bar with 12 connection terminals.
- Each terminal handles up to 15 amps continuously.
- Includes a 1/4" stainless steel terminal post.
- Comes with twelve #8-32 stainless steel attaching screws.

Part No.	Description
57-801	Red Buss Bar
57-802	Black Buss Bar
57-8012	Red Terminal Buss Bar with Covers
57-8022	Black Terminal Buss Bar with Covers



57-801

57-8012



57-8022



57-802



**TECH TIP:**

When installing switch panels, if a longer screw is needed to stack more terminals on the back of a toggle switch, consider using a buss bar/distribution post instead. Overloading a switch can lead to failure.



### 8-Terminal Power Distribution Post

- Maximum rating: 180 amps, with 20 amps per connection max.
- Glass-filled nylon base.
- Nickel-plated copper connection plate.
- 5/16" stainless steel connection post.
- Includes eight (8) #8-32 stainless steel screws.
- Available in black or red.

Part No.	Description
57-805	Red Eight-Point Power Post
57-806	Black Eight-Point Power Post



### POWER DISTRIBUTION STUD 57-807

- Maximum rating of 160 amps.
- Connects two or more voltage cables together.
- Glass-filled nylon base for durability.
- Features a 3/8" stud.



# BATTERY SWITCHES

- Required by most sanctioning bodies for emergency cut-off switches.
- Includes red epoxy-coated handle.
- Mounting plate dimensions 2-1/2" x 2-1/2".
- Easy installation.



55-009



55-010



55-021



55-030

Part No.	Description
55-001	Switch w/o Plate, 250 Amp, 2-Post
55-002	Switch w/o Plate, 250 Amp, 4-Post (20-Amp Alternator)
55-005	Switch w/o Plate, 250 Amp, 4-Post (120-Amp Alternator)
55-006	Replacement Red Handle for 55-030
55-008	Switch w/ Flag Plate, 250 Amp, 4-Post (120-Amp Alternator)
55-009	Switch w/ Flag Plate, 250-Amp, 2-Post
55-010	Switch w/ Black Plate, 250-Amp, 2-Post
55-011	Switch w/ Black Plate, 250 Amp, 4-Post (20-Amp Alternator)
55-012	Switch w/ Flag Plate, 250 Amp, 4-Post (20-Amp Alternator)
55-013	Switch w/ Black Plate, 250 Amp, 4-Post (120-Amp Alternator)
55-021	Switch w/ Silver Plate, 250-Amp, 2-Post
55-022	Switch w/ Silver Plate, 250 Amp, 4-Post (20-Amp Alternator)
55-023	Switch w/ Silver Plate, 250 Amp, 4-Post (120-Amp Alternator)
55-030	Weatherproof Switch w/ Black Plate, 300-Amp, 3-Post (Red Key)
55-031	Weatherproof Switch w/ Black Plate, 300-Amp, 3-Post (Silver Key)
55-040	Push/Twist Battery Switch with Light
55-120	Jumper Wire, 3" Long Wire for Use with 55-002, 55-011, 55-012, or 55-022
55-121	Jumper Wire, 3" Long Wire for Use with 55-005, 55-008, 55-013, or 55-023
55-55	Bolt-on Handle for Battery Switch

## BATTERY SWITCH BOOTS

Protects battery switch terminals from being accidentally shorted.

Part No.	Description
57-601	Red, Pair
57-602	Black, Pair



**PLASTIC BATTERY SWITCH W/ REMOVABLE KEY**  
**55-003**

Removable key adds a measure of safety and security while limiting switch access.

**REPLACEMENT KEY**  
**55-004**



**PUSH / TWIST BATTERY SWITCH W/ LIGHT**  
**55-040**



**STUD FEED-THROUGH**

Designed for use where a 12-volt power source must pass through a panel (i.e. firewall).

Part No.	Description
57-700	Black
57-800	Red



**STARTER SOLENOID**  
**50-430**

- Durable solenoid.
- Impervious to dirt, heat, and vibration.
- Will still function when others fail.

STARTER JUMPER WIRES

- Used in conjunction with a remote solenoid.
- Connects power from the solenoid to the starter when engaged.
- Available with either spade or ring-style terminal ends.

Part No.	Description
50-2001	Spade-Type Jumper Wire, Allstar Performance or Tilton Starters
50-2002	Ring Terminal Jumper Wire, Bert, or Brinn Starters



REMOTE BATTERY CHARGE KIT

- Eliminates need for hood or deck lid removal.
  - Quickly connect and disconnect.
- Includes necessary connectors, terminals, and dust cover.

Part No.	Description
57-71424	24" Battery Charge Cable
57-71436	36" Battery Charge Cable
57-714	72" Battery Charge Kit, Unterminated





#### REMOTE OUTLET KITS

- Attaches to chassis or runs through a body panel
- Provides quick, plug-in access for battery chargers or oil pre-heaters.
- Kits include a 5' long wiring harness and necessary terminals.
- Available in options with or without outlet cover.

Part No.	Description
<b>57-711</b>	Remote Outlet Kit
<b>57-723</b>	Weatherproof Remote Outlet Kit



57-711

#### ACCESSORY PLUG-INS

Part No.	Description
<b>57-710</b>	Male Recessed Outlet
<b>57-720</b>	110V, 3-Prong Female Socket, Each
<b>57-721</b>	Male Recessed Outlet, Weatherproof



57-723

57-720



57-721



57-710

#### ALTERNATOR WIRE KIT W/ QUICK DISCONNECT

57-105

- Universal alternator wire kit.
- Includes 9 ft. of 8-gauge wire for flexibility in installation.
- Includes ring terminals, a boot, and quick disconnects.
- Easy installation and disassembly.



#### ALTERNATOR WIRE KIT

57-106

- Universal alternator wire kit.
- Includes 9 ft. of 8-gauge wire.
- Includes ring terminals and a boot.



#### ALTERNATOR WIRE KIT W/ WEATHERPROOF QUICK DISCONNECT

57-107

- Universal alternator wire kit.
- Includes 9 ft. of 8-gauge wire.
- Comes with ring terminals and boot.
- Features waterproof 1-pin Deutsch connectors.
- Easy installation and disassembly.



#### ALTERNATOR WIRE BOOT

57-605

- Designed to work with 8-gauge wire.
- Sold individually.



**FIREWALL GROMMETS**

- Grommets mount securely to firewall.
- Lock onto wire passing through the bushing.
- Provide waterproof seal.
- Offer vibration-proof feed-through.

Part No.	Description
57-810	8-12 AWG
57-820	2-4 AWG
57-830	1/0 AWG



## 2 - GAUGE

Part No.	Stud Size	Pack Size
57-540	5/16"	Pair
57-540-20	5/16"	20 Pack
57-550	3/8"	Pair
57-550-20	3/8"	20 Pack
57-560	1/2"	Pair
57-560-20	1/2"	20 Pack

## 4 - GAUGE

Part No.	Stud Size	Pack Size
57-520	5/16"	Pair
57-520-20	5/16"	20 Pack
57-525	1/4"	Pair
57-525-20	1/4"	20 Pack
57-530	3/8"	Pair
57-530-20	3/8"	20 Pack
57-535	1/2"	Pair
57-535-20	1/2"	20 Pack

## 6 - GAUGE

Part No.	Stud Size	Pack Size
57-580	1/4"	Pair
57-580-20	1/4"	20 Pack
57-581	5/16"	Pair
57-581-20	5/16"	20 Pack
57-582	3/8"	Pair
57-582-20	3/8"	20 Pack
57-583	1/2"	Pair
57-583-20	1/2"	20 Pack

## 8 - GAUGE

Part No.	Stud Size	Pack Size
57-570	1/4"	Pair
57-570-20	1/4"	20 Pack
57-571	5/16"	Pair
57-571-20	5/16"	20 Pack
57-572	3/8"	Pair
57-572-20	3/8"	20 Pack
57-573	1/2"	Pair
57-573-20	1/2"	20 Pack

## BATTERY CABLE ENDS

- Heavy-duty tin-plated copper ring terminals
- Includes heat-shrink tubing.
- Sold in pairs *or 20-packs!* **NEW!**

57-540



57-550



57-560



57-520



57-525



57-530



57-535



57-581



57-580



57-582



57-583



57-573



57-570



57-571



57-572



## TOP-MOUNT BATTERY TERMINALS

- Solid brass terminals designed for attaching battery cables to top-mount batteries.
- Available with 24k gold or nickel plating.
- Gold-plated 57-620 features two extra ports for accessory wires.
- Sold in pairs.

Part No.	Description
57-607	Battery Terminal Covers
57-610	Top-Mount Terminals, Nickel Plated
57-620	Top-Mount Terminals, Gold Plated
57-627	Battery Terminal Covers
57-630	Bolt-on Top-Mount Terminals, 2 Gauge, Nickel Plated
57-640	Solder-on Top-Mount Terminals, 4 Gauge, Nickel Plated



57-607



57-610



57-620



57-630



57-640

### TECH TIP:

Make cleaning battery posts and chassis grounds a part of your routine maintenance. Dirty terminal connections can cause unnecessary drain on power and prevent a battery from getting a full charge.



#### TOP-POST BATTERY MASTER DISCONNECT 57-650

- Solid brass terminal.
- Allows for quick power disconnection.
- Easy installation, connects to negative post.
- Loosen knob to disconnect power; tighten to reconnect.
- Rated for 125 amps on standard 12VDC systems.



#### BATTERY CHARGING POSTS

- Provides remote access to battery.
- Insulated terminal covers help prevent accidental contact with parts of opposing polarity.

Part No.	Description
57-701	Red
57-702	Black
57-703	Red and Black, Pair



#### BATTERY CHARGING POSTS

- Flat Style: For mounting to a flat surface.
- Bent Style: For mounting on a firewall or inside of a trunk.
- Helps to professionally mount 57-703 remote charging posts.
- Machined aluminum with a durable black anodized finish.
- Brackets feature two holes to accept red and black remote charging posts.
- Option available to purchase brackets complete with charging posts.

Part No.	Description
57-708	Flat Mounting Bracket
57-709	Bent Mounting Bracket
57-718	Flat Mounting Bracket with Charging Posts
57-719	Bent Mounting Bracket with Charging Posts



57-718



57-719



## SIDE-MOUNT BATTERY TERMINALS

- 24k gold-plated battery terminals for optimum conductivity.
- Designed for attaching cables to GM-style side-mount batteries.
- Long bolt/stud allows use of multiple or thick power ring connectors.
- Sold in pairs.



57-660



57-665

Part No.	Description
57-660	Side-Mount Terminals with Stud
57-665	Side-Mount Terminals with Bolt



## BATTERY CABLE BOOTS 57-604

- Cover battery terminals on small terminal batteries or starter solenoid connections.
- Compatible with up to 2-gauge cable.
- Sold as a pair: Includes one (1) red boot and one (1) black boot.

## GATOR CLAMPS 50-435

- Heavy-duty gator clamps, sold in pairs.
- Ideal for repairing or customizing battery charger connectors, remote starters, etc.
- One (1) red and one (1) black, rubber coated.



## PASS-THROUGH POSTS

- Neatly run electrical wires through firewalls or other metal surfaces.
- Nickel-plated 3/8" studs.
- Rated for a maximum of 250 amps.

Part No.	Description
57-803	Red Pass-Through Post
57-804	Black Pass-Through Post

## BATTERY QUICK DISCONNECTS

- Change batteries fast.
- Useful for battery charging and quick disconnect applications.
- Sold individually, all required connectors included.
- Typically used as follows: one (1) for the battery end, one (1) for the car end, and one (1) for a spare battery or battery charger.

Part No.	Description
50-513	6-AWG Connector Holster
50-514	6-AWG Connector Pin
57-704	8-Gauge, 50-Amp Quick Disconnect
57-705	2-Gauge, 175-Amp Quick Disconnect
57-706	4-Gauge, 120-Amp Quick Disconnect
57-707	Black Cover for 57-704 Connector



57-707

57-704 / 57-705 / 57-706



50-514



50-513

# BATTERY CABLE KITS

Part No.	Description
57-001	Short 4-Gauge Battery Cable Kit
57-002	Short 2-Gauge Battery Cable Kit
57-005	Long 4-Gauge Battery Cable Kit
57-006	Long 2-Gauge Battery Cable Kit

## PRE-TERMINATED BATTERY CABLE KITS

- Top post battery terminals soldered on.
- Includes 6 ring terminals with heat shrink.
- Battery ground terminal disconnect and terminal covers included.
- Short cable kits offer 6 feet of red and 3 feet of black premium battery cable.
- Long cable kits offer 15 feet of red and 2 feet of black premium battery cable.



57-001





Part No.	Description
57-008	Side Posts 4-Gauge Battery Cable Kit
57-009	Top Posts 4-Gauge Battery Cable Kit
57-010	Top Posts 2-Gauge Battery Cable Kit
57-011	Side Posts 2-Gauge Battery Cable Kit
57-014	Top Posts 4-Gauge Battery Cable Kit * Includes 55-009 Battery Switch (Page 125)

#### BOLT ON CABLE KITS

- Includes 8 ring terminals with heat shrink.
- 15 feet of red power cable.
- 2 feet of black ground cable.
- Top mount kits include nickel plated brass battery top posts.
- Side mount kits include gold plated brass battery side posts.





# BATTERY CABLE KITS

## DRAG KIT 57-012

- Twenty-five (25) feet of 2-gauge red power cable
- Eight (8) feet of 2-gauge black ground cable
- Two (2) pairs of nickel-plated brass marine-type battery terminals
- Fourteen (14) tin-plated power ring terminals
- Heat-shrink tubing for secure connections



## BATTERY GROUND CABLES

- Pre-terminated with tin-plated copper terminals.
- Eighteen (18) inches long.
- Available in 2-gauge or 4-gauge options.

Part No.	Description
57-1809	4-Gauge
57-1810	2-Gauge



## RACE WIRE

- Used by many racing teams and chassis builders.
- Constructed with very fine-stranded rope-lay copper wire for high flexibility.
- Provides superior power flow.
- Insulation capable of withstanding extreme temperatures.


Description	1'	5'	15'	125' Roll
<b>2-GAUGE</b>				
Red	57-101	57-321	57-1521	57-102
Black	57-103	57-323	57-1523	57-104
<b>4-GAUGE</b>				
Red	57-091	57-341	57-1541	57-092
Black	57-093	57-343	57-1543	57-094



### TECH TIP:

When deciding between a 2-gauge wire and 4-gauge wire, consider 4-gauge is lighter, but may not start the car as well. A bigger cable will generally start the car easier, especially when the car is up to temperature.

Description	1'	10'
<b>6-GAUGE NEW!</b>		
Red	57-260	57-2601
Black	57-270	57-2701
<b>8-GAUGE</b>		
Red	57-240	57-2401
Black	57-250	57-2501
<b>14-GAUGE</b>		
Red	57-201	57-2011
Black	57-203	57-2031
White	57-236	57-2361



## ALUMINUM SUSPENSION TUBES

- Manufactured in the USA.
- Rigid 6061 aluminum.
- Up to 35% stronger than traditional hex or round suspension tubes.
- Precision-machined ends for accurate fitment.
- Corrosion-resistant black anodized finish.
- Left-hand threaded end marked for easy identification.
- Unique design allows for adjustment by hand or with a wrench.



Length	2 1/32" O.D. 5/16"-24 Thread	2 1/32" O.D. 3/8"-24 Thread
6"	31-060	-
6.5"	31-065	-
7"	31-070	-
7.5"	31-075	-
8"	31-080	38-080
8.5"	31-085	38-085
9"	31-090	38-090
9.5"	31-095	38-095
10"	31-100	38-100
10.5"	31-105	38-105
11"	31-110	38-110
11.5"	31-115	38-115
12"	31-120	38-120
12.5"	31-125	38-125
13"	31-130	38-130
13.5"	31-135	38-135
14"	31-140	38-140
14.5"	31-145	38-145
15"	31-150	38-150
15.5"	31-155	38-155
16"	31-160	38-160
16.5"	31-165	38-165
17"	31-170	38-170
17.5"	31-175	38-175
18"	31-180	38-180
18.5"	31-185	38-185
19"	31-190	38-190
19.5"	31-195	38-195
20"	31-200	38-200
20.5"	31-205	-
21"	31-210	38-210
21.5"	31-215	-
22"	31-220	38-220
22.5"	31-225	-
23"	31-230	38-230
23.5"	31-235	-
24"	31-240	38-240
24.5"	31-245	-
25"	31-250	38-250
25.5"	31-255	-
26"	31-260	38-260
27"	-	38-270
28"	-	38-280

Length	1-1/8" O.D. 5/8"-18 Thread	1-1/4" O.D. 3/4"-16 Thread
6.5"	-	75-065
7"	62-070	75-070
7.5"	62-075	75-075
8"	62-080	75-080
8.5"	62-085	75-085
9"	62-090	75-090
9.5"	62-095	75-095
10"	62-100	75-100
10.5"	62-105	75-105
11"	62-110	75-110
11.5"	62-115	75-115
12"	62-120	75-120
12.5"	62-125	75-125
13"	62-130	75-130
13.5"	62-135	75-135
14"	62-140	75-140
14.5"	62-145	75-145
15"	62-150	75-150
15.5"	62-155	75-155
16"	62-160	75-160
16.5"	62-165	75-165
17"	62-170	75-170
17.5"	62-175	75-175
18"	62-180	75-180
18.5"	62-185	75-185
19"	62-190	75-190
19.5"	62-195	75-195
20"	62-200	75-200
20.5"	62-205	75-205
21"	62-210	75-210
21.5"	62-215	75-215
22"	62-220	75-220
22.5"	62-225	75-225
23"	62-230	75-230

Length	1-1/8" O.D. 5/8"-18 Thread	1-1/4" O.D. 3/4"-16 Thread
23.5"	62-235	75-235
24"	62-240	75-240
24.5"	62-245	-
25"	62-250	75-250
26"	-	75-260
27"	62-270	75-270
27.5"	62-275	
28"	62-280	75-280
29"	-	75-290
30"	-	75-300
31"	62-310	75-310
32"	62-320	75-320
33"	62-330	75-330
34"	-	75-340
35"	-	75-350
36"	-	75-360
37"	-	75-370
38"	-	75-380
39"	62-390	75-390
40"	62-400	75-400
41"	-	75-410
42"	-	75-420
43"	-	75-430
44"	-	75-440
45.7"	62-457	-
46.5"	62-465	-
47.5"	62-475	
47.7"	62-477	-
48"	62-480	-
48.5"	62-485	
48.7"	62-487	-
49"	62-490	-
50"	62-500	-
51"	62-510	-
72"	62-600	75-600

**DOUBLE-ENDED SUSPENSION TUBE WRENCH**  
**66-6275**

- Heavy-duty, double-ended steel wrench.
- Make quick adjustments to QuickCar 5/8" or 3/4" threaded suspension tubing.
- Durable construction for long-lasting use.



**SUSPENSION TUBE RULER**  
**66-100**

- Measures nearly any suspension component fitted with rod ends.
- Ideal for use with suspension tubes and tie rods.
- Black powder-coated ruler.
- Locking thumb screw holds ruler adapters in place.
- Allows for precise measurements, up to 36".
- Includes aluminum adapters for measuring components with 1/2", 5/8", or 3/4" rod ends.



# CHASSIS SET-UP

## TORQUE ABSORBERS

- Track-proven: Increase forward bite out of turns, sustain traction down straightaways.
- IMCA-legal.
- Lighter than spring-style units.
- CNC-machined construction with internal brass bushing and grease fittings prevents binding.
- Specially threaded cap allows for easy biscuit changes.
- Softer or harder durometer biscuits available separately.

### 66-500

Standard: 13-1/2" long, uses two interior biscuits.



### 66-400

Intermediate: 14-1/2" long, uses three interior biscuits.



### 66-499

Long: 17" long, uses four interior biscuits.



## TRAVEL INDICATOR

### 66-512

- Specialized tool for measuring travel of small O.D. torque absorbers.
- Useful for monitoring travel during acceleration and braking.
- Installs easily for convenience.
- Includes indicator rod, two (2) mounting brackets, and required hardware for installation.

## TORQUE ABSORBER BISCUITS

- Available in a variety of hardnesses.
- Great for tuning to different track conditions.
- Biscuits can be purchased individually or as a kit.

Part No.	Description
66-501	Extra Soft Blue Biscuit, Each
66-509	Extra Soft/Soft Green Biscuit, Each
66-502	Soft Yellow Biscuit, Each
66-503	Medium/Soft Orange Biscuit, Each
66-504	Medium Red Biscuit, Each
66-506	Hard Black Biscuit, Each
66-508	Kit Includes Blue (2), Yellow (2), Red (2), Black (2)





#### SMART TOOL DIGITAL LEVEL 56-163

- Ensures chassis tubing, driveshaft angles, and suspension components are level and plumb.
- Particularly useful during chassis fabrication.
- Emits an audible beep when level and plumb are achieved.
- Automatic shut-off feature for battery conservation.

#### A-ARM SHIM KIT 56-124

- Kit includes one of each aluminum upper A-arm shims with 6" centers.
- Includes installation tabs.
- Shims also available separately.

Part No.	Description
56-120	1/16" Shim
56-121	1/8" Shim
56-122	1/4" Shim
56-123	1/2" Shim



#### CASTER / CAMBER GUAGE KITS

Part No.	Description
56-830	Caster/Camber Gauge with Magnetic Adapter
56-831	Caster/Camber Gauge, No Adapter
56-833	Caster/Camber Gauge with Wide 5 Adapter
56-834	Caster/Camber Gauge with Kart Adapter
56-835	Caster/Camber Gauge with GM Adapter
56-836	Caster/Camber Gauge with Small Ford Adapter
56-837	Magnetic Adapter Only
56-838	GM Adapter Only, 3/4"-20
56-843	Small Ford Adapter Only, 3/4"-16
56-844	Wide 5 Adapter Only, 1.813"-16

#### 56-830



#### 56-838



#### 56-844



# TIRE MANAGEMENT

Tire prep and selection are major keys to winning races, which is why QuickCar offers a variety of tools to closely monitor, measure, and adjust tires.

## CHROME VALVE STEMS

Part No.	Description
56-115	Chrome Valve Stem, Each
56-116	Chrome Valve Stems, Four Pack



## ALUMINUM VALVE CORE TOOL 56-100

- Pocket-sized tool.
- Ideal for quick removal or replacement of valve cores.
- Durable billet aluminum.
- Red anodized finish for corrosion resistance and durability.

## VALVE CORE REMOVER 56-119

- Compact, convenient tool.
- Allows quick valve core replacement and valve stem repair.



## ALUMINUM TOE PLATES 64-704

- Simple and accurate tool for determining toe-in/toe-out.
- Lean plates against each front tire to measure the distance between them.
- Includes two 12' tape measures.

## 64-703 12' TAPE MEASURE



## TIRE MARKER KIT

64-401

- Ideal for marking sizes, notes, and locations on tires.
- Kit includes silver tire pen and white tire marker.



Part No.	Description
64-400	White Tire Marker
64-403	Silver Tire Pen



## ALUMINUM STAGGER GAUGE

64-706

- Lightweight aluminum tire caliper.
- Measure circumference quickly and accurately.
- Measuring range from 65" to 115".

## TIRE MANAGEMENT KIT

56-105

All-in-one kit for tire measurement and maintenance includes

- Deluxe tire durometer (56-155) for measuring tire hardness.
- Tire tread depth gauge (56-104) for checking tread depth.
- Tire tape (56-110) for measuring tire circumference.
- Foam-lined plastic storage case for secure and organized storage.



## DIGITAL TIRE TREAD DEPTH GAUGE

56-102

- Measure tire tread depth quickly and effectively.
- Precision gauge features digital display for reading in decimals or fractions.
- Non-rocking billet aluminum base.



## TIRE TREAD DEPTH GAUGE

56-104

- Monitor tire wear, ensure tire patch has maximum track contact.
- Durable gauge with aluminum housing.
- Easy-to-read, professional scale graphics.
- Measures tread depth in 1/32" increments.
- Sold complete with convenient carrying pouch.





#### **TIRE TEMP GAUGE** **56-200**

- Place sensor within 24" of a tire on the vehicle.
- Measures tire temps in real time.
- Peak temperature recall for tracking maximum temperatures.
- Compatible with 12V and 16V electrical systems.
- Includes all necessary mounting hardware.

#### **DELUXE TIRE DUROMETER** **56-155**

- Determine tire hardness effectively and accurately.
- Gauge range of 0-100 points for precise measurement.
- Sold complete with convenient carrying pouch.



#### **TIRE TAPE**

- Hawk-tip tire/stagger tape grabs onto the edge of virtually any surface.
- Easy, one-person measurements.
- Magnetic back for easy storage.
- Measures up to 10 feet.

Part No.	Description
56-110	Tire Tape
56-111	Tire Tape, Carded
56-112	Hawk-Tip Tire Tape, (6) Carded



56-020 | 0-20 PSI



56-040 | 0-40 PSI



56-060 | 0-60 PSI



**DRY**

56-022 | 0-20 PSI



56-042 | 0-40 PSI



56-062 | 0-60 PSI



**GLOW**

56-021 | 0-20 PSI



56-041 | 0-40 PSI



56-061 | 0-60 PSI



**LIQUID FILLED**

## TIRE GAUGES

The QuickCar 2-1/2" diameter tire pressure gauge is regarded as the most reliable in the industry. Available with a choice of Dry, Glow, or Liquid-Filled face. High-quality gauges include:

- Pressure-relief valves.
- Rubber shock rings.
- 14" long hoses with strain reliefs on each end.
- 45° air chuck for easy access to tire valves.



**ECONOMY DIGITAL TIRE PRESSURE GAUGE 0-100 PSI**

56-070

- Economically priced digital tire pressure gauge.
- Measures 0-100 PSI in 1/2 lb. increments.
- Features auto-off function for extended battery life.
- More shock-resistant than analog-style gauges.
- Includes a 14" long hose with a 45° air chuck for easy access to tire valves.
- Equipped with a bleeder for quick pressure adjustments.



**DIGITAL TIRE PRESSURE GAUGE 0-60 PSI**

56-085

- Most accurate tire pressure gauge offered by QuickCar, calibrated to 0.5% accuracy.
  - Reads in PSI, Bar, Kg, or KPA.
  - Easy-to-read backlit screen.
- Auto shut-off function for extended battery life.
- Comes with premium 14" long hose and 45° angled air chuck for easy access to tire valves.
- 0-60 lb. gauge for precise pressure measurements.

# TIRE INFLATORS

Precision tire inflators allow checking tire pressures while inflating or deflating. Available with Dry, Glow, or Liquid-Filled gauge heads. High-quality inflators include:

- Includes air-release buttons.
- Stainless steel braided air hoses for durability.
- Chrome-plated angle chucks.
- Gauge head options include 0-20 PSI, 0-40 PSI, and 0-60 PSI versions.



**DIGITAL TIRE INFLATOR 0-100 PSI**  
**56-270**

- Includes steel braided flexible hose, 45° chuck, and brass relief valve.
- Features 0-100 PSI digital gauge.



**DIGITAL TIRE INFLATOR 0-60 PSI**  
**56-285**

- Includes steel braided flexible hose, 45° chuck, and brass relief valve.
- Features 0-60 PSI digital gauge.
- Reads PSI, Bar, KG, or KPA (air fittings not included).
- Accurate within 0.01-lb increments (default PSI setting).
- Features backlit screen with auto shut-off function.

**56-240 | 0-40 PSI**



**56-260 | 0-60 PSI**



## DRY

**56-220 | 0-20 PSI**



**56-242 | 0-40 PSI**



**56-262 | 0-60 PSI**



## GLOW

**56-222 | 0-20 PSI**



**56-241 | 0-40 PSI**



**56-261 | 0-60 PSI**



## LIQUID FILLED

**56-221 | 0-20 PSI**



## TIRE PRESSURE GAUGE REPLACEMENT PARTS

Part No.	Description
56-001	18" Flex Hose with Pressure Relief
56-002	Gauge Head, Dry 0-20 PSI
56-004	Gauge Head, Dry 0-40 PSI
56-006	Gauge Head, Dry 0-60 PSI
56-0022	Gauge Head, Glow 0-20 PSI
56-0042	Gauge Head, Glow 0-40 PSI
56-0062	Gauge Head, Glow 0-60 PSI
56-0021	Gauge Head, Liquid-Filled 0-20 PSI
56-0041	Gauge Head, Liquid-Filled 0-40 PSI
56-0061	Gauge Head, Liquid-Filled 0-60 PSI
56-003	Rubber Shock Ring



56-006



56-0042



56-0021



**ANGLE-STYLE AIR CHUCK**  
56-9001

- 45° angle air chuck designed to access hard-to-reach areas.
- Ideal when making tire pressure adjustments in tight spaces.
- 1/4" NPT threads.



56-003



**BALL-STYLE AIR CHUCK**  
56-9002

- Compact 90° air chuck designed for the tightest, hard-to-reach areas.
- Ideal when making tire pressure adjustments in tight spaces.
- 1/4" NPT threads.



56-001

### TECH TIP:

Tire gauges should never be used on a tire with more pressure than the max of the gauge. This will cause inaccurate readings.

# CARBURETOR ACCESSORIES

## THROTTLE STOP BRACKETS

- Designed for popular Holley carburetors.
- Rigid construction, fully CNC-machined black anodized aluminum.
- Includes adjustable throttle stop.

Part No.	Description
64-157	For Holley 4bbl.
64-158	For Holley 2bbl.



## THROTTLE RETURN SPRING KIT 65-096

- Carb mount bracket.
- Four (4) return springs.
- Includes required hardware.

## TALL ALUMINUM CARBURETOR NUT W/ O-RING SEAL 64-149

- Carb nut includes 5/16" threads.
- Made from aluminum.
- Includes O-ring.



## ALUMINUM CARBURETOR HAT 64-146

- Protects engine from dirt and debris when air cleaner has been removed.



## THROTTLE RETURN SPRINGS 64-169

- Includes (2) throttle return springs.



## CARBURETOR BOX 64-140

- Protect expensive carburetors from dirt and debris.
- Ideal for storage or transport.
- Container accepts popular Holley 4150/4160 4bbl. carburetors.
- Includes locking lid.



# BRAKES & COOLING SYSTEM

## DIGITAL BRAKE BIAS GAUGE KIT W/ SENDERS 67-101

- Ideal solution for setting brake bias, determining how much brake pressure is being used.
- Ultra-lightweight digital 2-1/16" brake bias gauge.
- Includes two (2) 1600 PSI senders for front and rear brake pressure.
- Gauge displays either PSI or percentage.
- Features a high-PSI recall function.

## DIGITAL BRAKE BIAS REPLACEMENT PARTS 67-015 | Brake Bias Gauge Only 63-270 | Replacement 1600 PSI Sender (each)





## BRAKE BIAS GAUGE PANELS

- Allows driver to track pressure at both front and rear calipers.
- Panels fitted with two 1-1/2" diameter liquid-filled pressure gauges.
- Gauges read from 1-1,500 PSI.
- Includes bleeders to evacuate air from the system.

## VERTICAL MINI BRAKE BIAS GAUGE 61-101 / 61-105

- Checkered panel / Black panel
- 2-3/4" wide x 4-1/2" high.



## HORIZONTAL MINI BRAKE BIAS GAUGE 61-103

- Checkered panel.
- 4-1/2" wide x 2-3/4" high.

### TECH TIP:

Like Legend and Extreme gauges, brake bias gauges can be damaged due to over torquing when tightening lines to the gauge. Use a wrench on the base of the gauge when tightening to prevent damage to the gauge.

## BRAKE CALIPER PRESSURE TEST KITS

- Brake system troubleshooting tool.
- Allows checking brake pressure at the caliper, quickly and accurately.
- Each kit packed in a neat, foam-lined case.

Part No.	Description
64-510	Threads Are 1/4"-28 tapered, Fit Most Aftermarket Calipers
64-511	10mm-1.50, Fit GM Metric Calipers
611-90	Replacement Gauge



## BRAKE BLEEDER SCREWS

61-9101

- 3/8"-24 thread.
- 1" length.
- Sold in pairs.



## RELAY

57-750

- Compact, modular, general-purpose relay.
- Tailor your vehicle's power box for compatibility.
- Usable for Lighting, Starting, Horn, Heating and Cooling, Fan Control.



## ELECTRIC FAN RELAY KIT

60-039

- 40-amp relay.
- Water temperature switch.
- Wiring harness.

## ELECTRIC FAN MOUNTING KIT

60-032

- Secures electric fan onto a radiator.
- Push-through radiator style.
- Uses four (4) black nylon ties.



## 200° TEMPERATURE SWITCH

60-040

- Single-wire water temp switch.
- Preset to turn on at 200°F.
- Sender has 1/2"NPT threads.

NACA DUCTS

- Provides airflow to driver, brakes, rear end cooler, etc.
- Mount on virtually any flat surface.
- Accepts 3" diameter hose for easy connection.

Part No.	Description
60-000	Single Clear
60-003	Single Black
60-010	Dual Clear



BUMPER DUCTS

- Bumper ducts direct airflow to the brakes.
- Help to prevent overheating and prolong brake life.
- Durable construction.
- Easy to install.

Part No.	Description
60-008	Single
60-009	Dual
60-005	Headlight Duct



## DUAL TIMING SYSTEMS

- Two Robic SC505 stopwatches.
- Acrylic clipboard (multiple color options).
- Five qualifying sheets.
- Five lap chart sheets.

Part No.	Description
51-051	Red
51-052	Black
51-070	Aluminum



# TIMING SYSTEMS

Track and improve performance with QuickCar timing systems.  
Everything you need to stay organized and competitive.

## ROBIC SC505 STOP WATCHES

- Digital stop watches.
- 12-lap memory.
- Auto lap counter.

Part No.	Description
51-037	Red
51-038	Black
51-040	Blue



## CLIPBOARDS

- Comfortable to hold.
- Durable and unique design.
- Acrylic or satin aluminum.


Part No.	Description
51-041	Red Acrylic
51-043	Black Acrylic
51-048	Aluminum



## LAP CHART PADS

- Used to record lap times for practice & races.
- Includes 50 Sheets.

Part No.	Description
51-201	1 Chassis Set-Up
51-210	Before Race
51-215	After Race
51-230	50-Lap
51-235	100-Lap
51-236	Qualifying Organizer
51-237	Race Day Check List



51-201

51-210

51-235

51-237



# SAFETY EQUIPMENT

## MOLDED STEERING WHEEL PAD

58-244

- Pad fits flat or dished three-spoke steering wheels.
- Secures with three hook-and-loop straps.



## STEERING WHEEL PAD

58-245

- Adds driver protection in the event of a crash.
- Black vinyl-covered foam pad.
- Compatible with most three-spoke racing steering wheels.
- Dimensions: 5-3/4" diameter x 2" thick.
- Attaches securely with three hook-and-loop straps.



Part No.	Description
58-231	Red
58-221	Red, Case of 12
58-232	Blue
58-222	Blue, Case of 12
58-233	Black
58-223	Black, Case of 12
58-234	Yellow
58-224	Yellow, Case of 12
58-235	Orange
58-225	Orange, Case of 12

## ROLL BAR PADDING

- Closed-cell foam construction for effective shock absorption.
- Foam increases in density as it is compressed for enhanced protection.
- Offset inside diameter allows for thicker padding facing toward driver.
- Sold in 3-foot lengths.



58-211

58-212

## SFI-APPROVED ROLL BAR PADDING

- Fire-resistant roll bar padding meets SFI 45.1 specifications.
- Will not melt in the event of a fire.
- Provides 180° coverage to roll bar tubing for enhanced protection.
- Sold in 3-foot lengths.
- Available in black only.

Part No.	Description
58-211	1-5/8" to 2" O.D. Roll Bar Padding
58-212	1-1/4" to 1-3/4" O.D. Roll Bar Padding

*\*SECURE PADDING WITH QUICKCAR PREMIUM CABLE TIES, SEE: QUICKCAR EXTRAS.*

# STEERING WHEELS

QuickCar offers options for dished aluminum- or steel-spoked steering wheels. Available in red, blue, or black grips - choose from a 15" or 17" diameter.

## 15" STEERING WHEELS

Steel	Color	Aluminum
68-003	Black	68-001
68-0031	Red	68-0011
68-0032	Blue	68-0012



68-0031



68-0012



68-001



68-002



68-004

## 17" STEERING WHEELS

Steel	Color	Aluminum
68-004	Black	68-002

68-005

68-006



## LIGHTWEIGHT STEERING WHEELS

- Lightweight 15" diameter aluminum steering wheels.
- Drilled and shot-peened to reduce weight and enhance grip.
- Weighs less than 1 lb.
- Includes a 1-1/2" dish for ergonomic handling.
- Available in natural or black powder-coated finishes.

Part No.	Description
68-005	Natural Finish Steering Wheel
68-006	Black Finish Steering Wheel



## STEERING WHEEL DISCONNECTS

QuickCar steering wheel disconnects allow quick removal or replacement of the steering wheel.

- Durable and lightweight.
- Anodized aluminum construction.
- Compatible with popular 3-bolt steering wheels.
- Designed for use with 3/4" diameter steering shafts.
- Sold complete with weld-on steel hub adapter.

### HEX HUB 360 DEGREE ALUMINUM DISCONNECT 68-012

- Sold complete with hardware and fasteners.



### SPLINED HUB 360 DEGREE ALUMINUM DISCONNECT 68-015

- Sold complete with hardware and fasteners.



### HEX HUB BUTTON-STYLE ALUMINUM DISCONNECT 68-010



### WELD-ON HUB STEEL ADAPTERS

- Also available separately.
- Specifically made for QuickCar disconnects.
- Welds to 3/4" O.D. steering shaft.
- 

Part No.	Description
68-0109	Fits Hex-Hub Button-Style (68-010)
68-0129	Fits Hex-Hub 360° Style (68-012)
68-0159	Fits Fine Spline-Hub 360° Style (68-015)



68-0109



68-0129



68-0159



## ALUMINUM 6-PUMP PIT JACK 64-087

- Lightweight, high-quality aluminum.
- Six-pump design.
- 3,000-lb. capacity.
- Low-profile design.
- Maximum lifting height of 17-1/2"



## DIRT WING 64-088

- Provides sturdy platform for pit jack.
- For use with 64-087 pit jack on soft or uneven surfaces.



64-078



64-077

## PIT SOCKETS

- Steel 1/2" drive sockets
- Used by many top racing teams.

Part No.	Description
64-077	Pro 1" Socket, 3-1/4" Long
64-078	Pro 1" Socket, 2-1/4" Long

## DUST CAPS & PLUGS 64-225

- Plastic caps and plugs.
- -3AN to -16AN Kit.



## RATCHETING CRIMPER PLIERS 50-395

- Tool for ensuring consistent, professional-quality crimps on various electrical terminals.
- Use for insulated, non-insulated, Weatherpack, small gauge, and spark plug wires.
- Quick-change jaw design.
- Heavy-duty, rigid construction.
- Adjustable crimping pressure.



## HEAVY-DUTY AUTOMATIC WIRE STRIPPER PLIERS 50-393

- Heavy-duty 6" pliers.
- Suitable for 8-18 gauge wires.
- Features a bolt-on depth adjustment guide.
- Allows for consistent and reliable strip length.



**WEATHERPACK TERMINAL TOOL**  
50-399

- Tool for removing pin terminals from Weatherpack connectors.
- Use for male and female pins.



**VALVE CORE TOOL**  
56-100

- Compact and portable design.
- Quick valve core removal and replacement.
- Durable billet aluminum.
- Red anodized finish.



**IMPACT CRIMPER**  
64-020

- Designed for crimping standard power rings onto battery cables for a permanent termination.



**SAFETY WIRE**  
64-015

- Includes 1 lb. of 0.032" diameter safety wire.



**SAFETY WIRE PLIERS**  
64-010

- Rugged pliers designed for durability and performance.
- Includes end bearing for smoother, faster twisting.
- Ideal for tight areas where a second pull is often needed.



**12' TAPE MEASURE**  
64-703

- Expands up to 12 feet in length.
- 3/4" wide.
- Sold individually.



**RIDE HEIGHT GAUGE**  
56-108

- Pocket-sized ride height gauge.
- Place under the frame, press the button, etched stem pops out.
- Measures ride heights from 3-1/2" to 6".



**ALUMINUM ANGLE-HEAD AN WRENCH SET**  
64-709

- Angled head design for improved fitting access.
- Five-piece set includes -6AN, -8AN, -10AN, -12AN, and -16AN.



**ALUMINUM AN WRENCH SET**  
64-708

- Five-piece set includes -6AN, -8AN, -10AN, -12AN, and -16AN.



# QUICKCAR EXTRAS

## HELMET HOOK

- Lightweight anodized aluminum.
- Hooks clamp directly to roll bar.
- Provides anchor for helmet strap.

Part No.	Description
<b>66-920</b>	1-3/4" Tube Mount
<b>66-936</b>	1-1/2" Tube Mount



## ALUMINUM COIL CLAMPS

**66-925**

- Anodized aluminum bracket.
- Allows mounting of ignition coil directly to firewall.



## VENT CLAMPS

- Clamp-on breather.
- Ideal for use with transmissions, rear ends, etc.
- Clamps directly to chassis tubing.

Part No.	Description
<b>66-937</b>	1-3/4"
<b>66-938</b>	1-1/2"
<b>66-9381</b>	Replacement Filter



## CONVEX MIRRORS

- Convex mirrors provide a wide rear view of the competition.
- Choose from 14" or 17" wide mirrors.

Part No.	Description
<b>66-754</b>	14" Wide Mirror Only
<b>66-757</b>	17" Wide Mirror Only



## ROLL BAR CLAMP REDUCER

**66-908**

- Lightweight aluminum reducer.
- Used to adapt existing radio boxes, drink bottle holders, etc.
- Reduces from 1-3/4" to 1-1/2" diameter.



#### **PREMIUM BLACK CABLE TIES**

**58-250**

- Black 15" long cable ties made from weather-resistant nylon.
- Metal locking barbs.
- Domed-top design with smooth edges.
- High-strength, low-thread force.
- Sold in packs of 50.



#### **MSD BOX QUICK RELEASE**

**50-442**

- Raised platform mounting plate for MSD 6000-series ignition systems.
- Quick fasteners included for rapid ignition unit changes in case of failure.
- Compatible with any flat surface.



#### **MSD IGNITION BOX MOUNTING PLATE**

**50-810**

- Specialized adapter for MSD ignition boxes.
- Eliminates the need to cut MSD magnetic pickup wires when converting primary ignition.





# Product Index

## BATTERY CABLE KITS

Battery Cable Kits.....	135, 136, 137
Battery Cable Ends.....	131
Battery Terminal Covers.....	132, 134
Battery Terminal Top Posts.....	132
Battery Charging Posts.....	133
Battery Terminal Side Posts.....	134
Battery Quick Disconnects.....	134
Pass-Through Posts.....	134
Gator Clamps.....	134

## BRAKES & COOLING

Brake Bias Gauge Panel.....	151
Brake Bias Gauges.....	151
Brake Bias Liquid Filled Gauge.....	152
Brake Caliper Pressure Test Kit.....	152
Brake Bleeders.....	152
Fan Relay Kit.....	152
Fan Mounting Kit.....	152
Temperature Switch.....	152
Relay.....	152
NACA Ducts.....	153

## CARBURETOR ACCESSORIES

Air Cleaner Thumb Screw.....	150
Carb Hat.....	150
Storage Case.....	150
Throttle Stop Brackets.....	150
Throttle Return Springs.....	150

## CHASSIS SET-UP

Torque Absorber Travel Indicator.....	142
Caster/Camber Adapters.....	143
A-Arm Shims.....	143
Digital Level.....	143

## COIL WIRES

.....	117, 118
-------	----------

## DASH PANELS

Redline Dash Panels.....	40
Extreme Northeast Mod.....	76
Redline Northeast Mod.....	76

## ELECTRICAL SYSTEM ACCESSORIES

Starter Jumper Wires.....	102, 127
Remote Start Buttons.....	120
Start Switch with Harness.....	120
Deutsch Connectors.....	121, 123
Buss Bar, 12-Point.....	123
Distribution Post, 8-Terminal.....	124
Distribution Stud.....	124
Battery Switches.....	125, 126
Battery Switch Boots.....	125
Jumper Wires.....	125
Stud Feed Throughs.....	126
Starter Solenoid.....	126
Battery Cable.....	127
Accessory Plug-Ins.....	128
Remote Outlet Kits.....	128
Alternator Wire Boot.....	129
Alternator Wires.....	129
Firewall Grommets.....	130

## GAUGE PANEL ACCESSORIES

Fittings AN/NPT.....	57, 59, 60,
.....	61, 62
Firewall Junctions.....	57
Gauge Line Kits Electronic.....	57, 59, 61
Gauge Visors.....	57
Boost Sensor, Redline 2-1/16.....	58
LED Light Bulbs.....	58, 64
Sending Units Temperature.....	58
Fuel Pressure Gauges.....	59
Legend Light/Socket.....	59
Fuel Pressure Isolator.....	60

Warning Light Kits.....	60, 63, 64
Warning Lights, LED Switches.....	61
Warning Lights.....	62, 63
Water Pressure Gauges.....	64

## GAUGE PANELS

Digital Gauge Panels.....	21, 22, 23
Redline 2-5/8 Gauge Panels.....	31, 32, 33
Redline 2-1/16 Gauge Panels.....	37, 38, 39
Extreme Gauge Panels.....	44, 45, 46
Legend Gauge Panels.....	53, 54, 55

## GAUGES

Digital Gauges.....	19, 20
Redline 2-5/8 Gauges.....	28
Redline 2-1/16 Gauges.....	36
Extreme Gauges.....	43
Legend Gauges.....	51

## IGNITION SYSTEM ACCESSORIES

Wheel Brake Harness.....	105
Switch Panel, 3-Wheel Brake.....	105
Wiring Adapters.....	105, 106, 107
Ignition Kit.....	106
Pigtail Adapters.....	106, 107, 108
MSD Plug and Receptacle.....	106, 113
Radiator Fan Harness.....	107
LED Light Strips.....	108
Helmet Fan Harness.....	117

## OPEN WHEEL / SPRINT CAR COMPONENTS

Sprint Gauge Panel.....	69, 70, 72,
.....	74
Sprint Gauges Oil Pressure.....	69
Sprint/Open Wheel Gauge Panel.....	70
Sprint Car Wiring Harnesses.....	71
Midget/Micro Gauge Panel.....	72, 73, 74
Sprint Redline Gauge Panel.....	73
Battery Chargers.....	75
Shock Rings.....	75
Rechargeable Battery.....	75

## PLUG-N-PLAY WIRING HARNESSSES

Universal Wiring Harness.....	96, 98
HEI Wiring Harness.....	96, 100
Dual Magnetic Pickup Harness.....	96, 103
Northeast Mod Wiring Harness.....	96, 99
Spec Late Model Wiring Harness.....	96, 99
Modified Wiring Harness.....	96, 98
Soft Touch HEI Harness.....	96, 100
CRANE/FAST Harness.....	96, 99
Stock Ignition Harness.....	96, 101
Stock HEI Harness.....	96, 101
Dirt Late Model Wiring Harness.....	96, 99
Dual Ignition Box Harness.....	96, 104

## QUICKCAR EXTRAS

Aluminum Coil Clamp.....	162
Mirrors, Convex.....	162
Roll Bar Clamps.....	162
Vent Clamps.....	162
MSD Ignition Mounting Plate.....	163
Cable Ties.....	163

## SAFETY EQUIPMENT

Roll Bar Padding.....	156
Steering Wheel Pads.....	156

## STEERING

Steering Wheels, Aluminum.....	157
Steering Wheel Disconnects.....	158

## SUSPENSION TUBES

.....	139, 140
-------	----------

## SWITCH PANEL ACCESSORIES

Circuit Breaker Boot.....	87
Circuit Breakers.....	87, 90
Rocker Switches.....	87

Toggle Switches.....	89, 90
Flip Cover, Toggle Switch.....	89
Push to Start Button.....	89
Rubber Boot, Toggle Switch.....	89
Pilot Lights.....	89
Toggle Switches, Weatherproof.....	90
Switch Panel Labels.....	91
Grommets.....	91
Roll Bar Mounting Brackets.....	91
Toggle Switch Extensions.....	91
ATC Fuses.....	92
Line Clamps.....	92

## SWITCH PANELS

Switch Panels.....	79, 81, 82,
.....	88, 101
Switch Panels, Weatherproof.....	81, 83, 84,
.....	85, 97, 101
Fused Switch Panels.....	82
Rocker Switch Panels.....	86
Circuit Breaker Panels.....	87

## TACHOMETERS

Legend.....	66
Redline.....	66
Remote Recall Switch.....	66
Digital.....	67, 68
Extreme.....	67

## TIMING SYSTEMS

Clip Boards.....	154
Lap Chart Pads.....	154
Qualifying Organizer.....	154
Race Day Checklist.....	154
Robic 505 Stop Watches.....	154
Dual Timing Systems.....	154

## TIRE GAUGES / INFLATORS

Tire Pressure Gauges.....	147
Tire Pressure Inflators.....	148
Tire Pressure Gauge Accessories.....	149

## TIRE MANAGEMENT

Toe Plates.....	144
Valve Stem Tools.....	144
Valve Stems.....	144
Stagger Gauge.....	145
Tire Markers.....	145
Tire Tool Kit.....	145
Tire Tread Depth Gauges.....	145
Tire Temp Gauge.....	146
Tire Tape.....	146
Tire Durometer.....	146
Tape Measure.....	162

## TOOLS

Dust Caps and Plugs.....	160
Pit Jack, 6-Pump Aluminum.....	160
Pit Jack Dirt Wing.....	160
Pit Sockets.....	160
Wire Crimpers & Stripping Tools.....	160, 161
Ride Height Gauge.....	161
Safety Wire.....	161
Safety Wire Pliers.....	161
AN Wrench Sets.....	161

## WIRING ACCESSORIES

Ring Terminals.....	110, 111
Distributor Wire.....	111
Labeled Heat Shrink.....	111
Weatherpack Connectors.....	112, 113

## WIRING KITS

2-Gauge Kits.....	115, 116
4-Gauge Kits.....	115, 116

# Part No. Index

Part No. ....	38-175.....139	50-165.....82	50-340.....112	50-750.....83, 101	51-210.....154
31-060.....139	38-180.....139	50-166.....81	50-341.....112	50-7531.....83, 97	51-215.....154
31-065.....139	38-185.....139	50-1711.....81	50-342.....112	50-7611.....85, 104	51-230.....154
31-070.....139	38-190.....139	50-1713.....85, 104	50-360.....112	50-7614.....85, 103	51-235.....154
31-075.....139	38-195.....139	50-1714.....85, 104	50-361.....112	50-7631.....85, 97	51-236.....154
31-080.....139	38-200.....139	50-1731.....85, 103	50-362.....112	50-7711.....85, 104	51-237.....154
31-085.....139	38-210.....139	50-200.....96, 101	50-380.....113	50-7713.....85, 104	52-163.....86, 101
31-090.....139	38-220.....139	50-2001.....127	50-393.....160	50-7714.....85, 103	52-164.....86, 101
31-095.....139	38-230.....139	50-2002.....127	50-395.....160	50-7731.....85, 97	52-165.....86, 101
31-100.....139	38-240.....139	50-2004.....106	50-399.....113, 161	50-7739.....84, 97	52-166.....86, 101
31-105.....139	38-250.....139	50-2005.....14, 106	50-400.....90	50-790.....83, 101	52-402.....14, 87
31-110.....139	38-260.....139	50-2006.....105	50-401.....90	50-7911.....83, 104	52-500.....87
31-115.....139	38-270.....139	50-2007.....105	50-402.....90	50-7931.....83, 97	52-510.....87
31-120.....139	38-280.....139	50-2008.....105	50-410.....90	50-802.....79, 101	52-512.....87
31-125.....139	40-121.....117	50-2009.....106	50-415.....90	50-803.....79, 101	52-515.....87
31-130.....139	40-123.....117	50-201.....96, 101	50-417.....90	50-810.....163	52-601.....87
31-135.....139	40-125.....117	50-2010.....107	50-420.....90	50-820.....79, 101	52-602.....87
31-140.....139	40-127.....117	50-2013.....107	50-422.....90	50-822.....80, 101	52-604.....87
31-145.....139	40-181.....117	50-2015.....107	50-424.....90	50-823.....80, 101	52-609.....87
31-150.....139	40-183.....117	50-2016.....106	50-430.....126	50-825.....80, 101	52-615.....87
31-155.....139	40-185.....117	50-2017.....106	50-433.....120	50-826.....80, 101	52-716.....86
31-160.....139	40-187.....117	50-2018.....106	50-434.....120	50-830.....116	52-717.....86
31-165.....139	40-241.....117	50-2021.....96, 104	50-435.....134	50-831.....116	52-863.....86, 101
31-170.....139	40-243.....117	50-2030.....96, 104	50-442.....163	50-832.....116	52-864.....86, 101
31-175.....139	40-245.....117	50-2031.....96, 98	50-500.....89	50-833.....97	52-865.....86, 101
31-180.....139	40-247.....117	50-2032.....96, 98	50-501.....89	50-834.....116	52-866.....86, 101
31-185.....139	40-303.....117	50-2033.....96, 100	50-503.....89	50-835.....116	52-870.....14, 86
31-190.....139	40-361.....117	50-2034.....96, 98	50-504.....89	50-836.....116	55-001.....125
31-195.....139	40-363.....117	50-2035.....96, 103	50-505.....89	50-852.....79, 101	55-002.....125
31-200.....139	40-365.....117	50-2037.....96, 99	50-506.....89	50-853.....79, 101	55-003.....126
31-205.....139	40-367.....117	50-2038.....96, 98	50-507.....120	50-863.....82	55-004.....126
31-210.....139	40-421.....117	50-2039.....96, 99	50-508.....89	50-864.....82	55-005.....125
31-215.....139	40-423.....117	50-2051.....96, 100	50-510.....89	50-865.....81	55-006.....125
31-220.....139	40-425.....117	50-2053.....96, 99	50-512.....89	50-866.....81	55-008.....125
31-225.....139	40-427.....117	50-206.....107	50-513.....134	50-868.....87	55-009.....125
31-230.....139	40-481.....117	50-207.....106	50-514.....134	50-869.....87	55-010.....125
31-235.....139	40-483.....117	50-208.....106	50-515.....90	50-900.....108	55-011.....125
31-240.....139	40-485.....117	50-213.....106	50-519.....89	50-905.....92	55-012.....125
31-245.....139	40-487.....117	50-222.....14, 106	50-520.....90	50-910.....92	55-013.....125
31-250.....139	40-601.....117	50-223.....14, 106	50-522.....90	50-9110.....108	55-021.....125
31-255.....139	40-603.....117	50-230.....115	50-524.....91	50-915.....92	55-022.....125
31-260.....139	40-605.....117	50-231.....115	50-526.....91	50-920.....92	55-023.....125
38-080.....139	40-607.....117	50-232.....115	50-601.....89	50-925.....92	55-030.....125
38-085.....139	50-001.....107	50-234.....115	50-602.....89	50-930.....92	55-031.....125
38-090.....139	50-003.....91	50-235.....115	50-604.....89	50-955.....92	55-040.....125, 126
38-095.....139	50-004.....91	50-236.....115	50-609.....89	50-960.....92	55-120.....125
38-100.....139	50-008.....91	50-300-20.....14, 112	50-610.....89	50-9715.....87	55-121.....125
38-105.....139	50-020.....79	50-301-20.....14, 112	50-700.....87	50-9720.....87	55-55.....125
38-110.....139	50-022.....80, 101	50-302-20.....14, 112	50-705.....111	50-9725.....87	55-7330.....88, 101
38-115.....139	50-023.....80, 101	50-303-20.....14, 112	50-711.....83, 104	50-9730.....87	55-8022.....88, 101
38-120.....139	50-025.....80, 101	50-304-20.....14, 112	50-7164.....83	51-037.....154	56-001.....149
38-125.....139	50-031.....79, 101	50-305-20.....112	50-718.....84	51-038.....154	56-002.....149
38-130.....139	50-033.....97	50-310.....112	50-719.....84	51-040.....154	56-0021.....149
38-135.....139	50-034.....105	50-311.....112	50-720.....83, 101	51-041.....154	56-0022.....149
38-140.....139	50-035.....105	50-312.....112	50-7220.....71	51-043.....154	56-003.....149
38-145.....139	50-052.....79	50-320.....112	50-7222.....107	51-046.....154	56-004.....149
38-150.....139	50-053.....79, 101	50-321.....112	50-731.....83, 97	51-048.....154	56-0041.....149
38-155.....139	50-102.....79, 101	50-322.....112	50-740.....84, 101	51-051.....154	56-0042.....149
38-160.....139	50-103.....79, 101	50-330.....112	50-7411.....84, 104	51-052.....154	56-006.....149
38-165.....139	50-163.....82, 101	50-331.....112	50-7414.....84, 103	51-070.....154	56-0061.....149
38-170.....139	50-164.....82	50-332.....112	50-7431.....84, 97	51-201.....154	56-0062.....149

56-020.....	147	57-104.....	138	57-481-50.....	110	57-8012.....	123	611-90100.....	59	61-698.....	58
56-021.....	147	57-105.....	129	57-490.....	110	57-802.....	123	611-9015.....	59	61-699.....	58
56-022.....	147	57-106.....	129	57-490-50.....	110	57-8022.....	123	611-9017.....	20	61-7001.....	44
56-040.....	147	57-107.....	129	57-499.....	111	57-803.....	134	611-902.....	60	61-701.....	62
56-041.....	147	57-1521.....	138	57-520.....	131	57-804.....	134	611-903.....	71	61-7011.....	44
56-042.....	147	57-1523.....	138	57-520-20.....	131	57-805.....	124	611-903*.....	60	61-7012.....	44
56-060.....	147	57-1541.....	138	57-525.....	131	57-806.....	124	611-904.....	60	61-7016.....	44
56-061.....	147	57-1543.....	138	57-525-20.....	131	57-807.....	124	611-905.....	60	61-7017.....	44
56-062.....	147	57-1809.....	137	57-530.....	131	57-810.....	130	611-908.....	13, 60	61-702.....	62
56-070.....	147	57-1810.....	137	57-530-20.....	131	57-820.....	130	61-216.....	13, 57	61-7021.....	45
56-085.....	147	57-200-10.....	111	57-535.....	131	57-830.....	130	61-2204.....	70	61-7023.....	45
56-100.....	144, 161	57-201.....	138	57-535-20.....	131	57-942.....	110	61-2205.....	70	61-7026.....	45
56-102.....	145	57-2011.....	138	57-540.....	131	57-943.....	110	61-258.....	13, 57	61-7027.....	45
56-104.....	145	57-203.....	138	57-540-20.....	131	57-944.....	110	61-300.....	60	61-7031.....	44
56-105.....	145	57-2031.....	138	57-550.....	131	57-945.....	110	61-6001.....	53	61-704.....	62
56-108.....	161	57-236.....	138	57-550-20.....	131	58-211.....	156	61-6004.....	69	61-7041.....	45
56-110.....	146	57-2361.....	138	57-560.....	131	58-212.....	156	61-6005.....	69	61-7042.....	45
56-111.....	146	57-240.....	138	57-560-20.....	131	58-221.....	156	61-6005-1.....	69	61-7046.....	8, 45
56-112.....	146	57-2401.....	138	57-570.....	131	58-222.....	156	61-6006.....	69	61-7047.....	8, 45
56-115.....	144	57-250.....	138	57-570-20.....	131	58-223.....	156	61-6011.....	53	61-7051.....	46
56-116.....	144	57-2501.....	138	57-571.....	131	58-224.....	156	61-6012.....	53	61-7052.....	9, 46
56-119.....	144	57-260.....	15, 138	57-571-20.....	131	58-225.....	156	61-6016.....	11, 53	61-7056.....	46
56-120.....	143	57-2601.....	15, 138	57-572.....	131	58-231.....	156	61-6021.....	54	61-7057.....	9, 46
56-121.....	143	57-270.....	15, 138	57-572-20.....	131	58-232.....	156	61-6031.....	53	61-706.....	62
56-122.....	143	57-2701.....	15, 138	57-573.....	131	58-233.....	156	61-60313.....	53	61-7067.....	8, 46
56-123.....	143	57-321.....	138	57-573-20.....	131	58-234.....	156	61-6041.....	54	61-709.....	62
56-124.....	143	57-323.....	138	57-580.....	15, 131	58-235.....	156	61-60413.....	54	61-710.....	59
56-155.....	146	57-341.....	138	57-580-20.....	15, 131	58-244.....	156	61-6042.....	54	61-7101.....	59
56-163.....	143	57-343.....	138	57-581.....	15, 131	58-245.....	156	61-60423.....	54	61-71012.....	61
56-200.....	146	57-450.....	110	57-581-20.....	15, 131	58-250.....	163	61-6051.....	55	61-71024.....	61
56-220.....	148	57-450-50.....	110	57-582.....	15, 131	60-000.....	153	61-60513.....	55	61-71036.....	61
56-221.....	148	57-460.....	110	57-582-20.....	15, 131	60-003.....	153	61-611.....	12, 60	61-71048.....	61
56-222.....	148	57-460-50.....	110	57-583.....	15, 131	60-005.....	153	61-612.....	12, 60	61-71060.....	61
56-240.....	148	57-461.....	110	57-583-20.....	15, 131	60-008.....	153	61-613.....	12, 60	61-711.....	63
56-241.....	148	57-461-50.....	110	57-601.....	125	60-009.....	153	61-614.....	12, 60	61-712.....	63
56-242.....	148	57-462.....	110	57-602.....	125	60-010.....	153	61-615.....	12, 60	61-713.....	63
56-260.....	148	57-462-50.....	110	57-604.....	134	60-032.....	152	61-617.....	12, 60	61-714.....	63
56-261.....	148	57-463.....	110	57-605.....	129	60-039.....	152	61-619.....	12, 60	61-716.....	64
56-262.....	148	57-463-50.....	110	57-607.....	132	60-040.....	152	61-6701.....	53	61-717.....	71
56-270.....	148	57-464.....	110	57-610.....	132	61-101.....	151	61-6711.....	53	61-718.....	71
56-285.....	148	57-464-50.....	110	57-620.....	132	61-103.....	151	61-6712.....	53	61-719.....	63
56-830.....	143	57-465.....	110	57-627.....	132	61-105.....	151	61-6716.....	11, 53	61-720.....	59
56-831.....	143	57-465-50.....	110	57-630.....	132	611-096.....	66	61-6717.....	53	61-7205.....	70
56-833.....	143	57-466.....	110	57-640.....	132	611-099.....	68	61-6721.....	54	61-721.....	59
56-834.....	143	57-466-50.....	110	57-650.....	133	611-100.....	68	61-6723.....	11, 54	61-722.....	59
56-835.....	143	57-467.....	110	57-660.....	134	611-102.....	68	61-6726.....	11, 54	61-723.....	59
56-836.....	143	57-467-50.....	110	57-665.....	134	611-106.....	68	61-6727.....	11, 54	61-724.....	59
56-837.....	143	57-468.....	110	57-700.....	126	611-133.....	59	61-6731.....	53	61-725.....	59
56-838.....	143	57-468-50.....	110	57-701.....	133	611-6000.....	51	61-67313.....	53	61-727.....	75
56-843.....	143	57-470.....	110	57-702.....	133	611-6001.....	66	61-6741.....	54	61-728.....	75
56-844.....	143	57-470-50.....	110	57-703.....	133	611-6002.....	66	61-67413.....	54	61-730.....	61
56-9001.....	149	57-471.....	110	57-704.....	134	611-6003.....	51	61-6742.....	54	61-733.....	61
56-9002.....	149	57-471-50.....	110	57-705.....	134	611-6004.....	69	61-67423.....	54	61-7331.....	9, 44
57-001.....	135	57-472.....	110	57-706.....	134	611-6005.....	69	61-6746.....	11, 54	61-7341.....	10, 45
57-002.....	135	57-472-50.....	110	57-707.....	134	611-6006.....	51	61-67463.....	11, 54	61-7342.....	10, 45
57-005.....	136	57-473.....	110	57-708.....	133	611-6007.....	51	61-6747.....	11, 54	61-7346.....	10, 45
57-006.....	136	57-473-50.....	110	57-709.....	133	611-6008.....	64	61-67473.....	11, 54	61-7347.....	10, 45
57-008.....	136	57-474.....	110	57-710.....	128	611-6009.....	51	61-6751.....	55	61-735.....	61
57-009.....	136	57-474-50.....	110	57-711.....	128	611-6018.....	11, 51	61-67513.....	55	61-7351.....	10, 46
57-010.....	136	57-475.....	110	57-714.....	127	611-6204.....	69	61-6756.....	12, 55	61-7356.....	10, 46
57-011.....	136	57-475-50.....	110	57-71424.....	127	611-6205.....	69	61-67563.....	12, 55	61-7357.....	10, 46
57-012.....	137	57-476.....	110	57-71436.....	127	611-7000.....	43	61-6757.....	12, 55	61-740.....	61
57-014.....	136	57-476-50.....	110	57-718.....	133	611-7003.....	43	61-67573.....	12, 55	61-748.....	61
57-091.....	138	57-477.....	110	57-719.....	133	611-7006.....	43	61-6766.....	12, 55	61-750.....	61
57-092.....	138	57-477-50.....	110	57-720.....	128	611-7007.....	43	61-6767.....	12, 55	61-751.....	61
57-093.....	138	57-478.....	110	57-721.....	128	611-7008.....	43	61-691.....	58	61-752.....	61
57-094.....	138	57-478-50.....	110	57-723.....	128	611-7009.....	43	61-692.....	58	61-756.....	62
57-101.....	138	57-479.....	110	57-750.....	152	611-7010.....	67	61-693.....	58	61-757.....	62
57-102.....	138	57-479-50.....	110	57-800.....	126	611-90.....	152	61-694.....	58	61-7705.....	70
57-103.....	138	57-481.....	110	57-801.....	123	611-900.....	60	61-697.....	64	61-7731.....	44

61-77313.....	44	62-230.....	140	65-006.....	6, 36	66-920.....	162	69-007.....	28	71-380.....	121
61-7741.....	45	62-235.....	140	65-007.....	6, 36	66-925.....	162	69-008.....	28	71-381.....	121
61-77413.....	45	62-240.....	140	65-008.....	6, 36	66-936.....	162	69-009.....	28	71-382.....	121
61-7742.....	45	62-245.....	140	65-009.....	6, 36	66-937.....	162	69-2001.....	31	75-065.....	140
61-77423.....	45	62-250.....	140	65-012.....	6, 36	66-938.....	162	69-2004.....	73	75-070.....	140
61-7746.....	45	62-270.....	140	65-096.....	150	66-9381.....	162	69-2005.....	73	75-075.....	140
61-77463.....	45	62-275.....	140	65-2001.....	6, 37	66-939.....	91	69-2031.....	31	75-080.....	140
61-7747.....	45	62-280.....	140	65-2004.....	13, 74	66-940.....	91	69-2231.....	31	75-085.....	140
61-77473.....	45	62-310.....	140	65-2005.....	13, 74	66-945.....	91	69-3011.....	31	75-090.....	140
61-7751.....	46	62-320.....	140	65-2031.....	6, 37	67-000.....	19	69-3012.....	31	75-095.....	140
61-77513.....	46	62-330.....	140	65-3011.....	6, 37	67-001.....	19, 67	69-3016.....	31	75-100.....	140
61-7756.....	8, 46	62-390.....	140	65-3012.....	6, 37	67-003.....	19, 72	69-3017.....	31	75-105.....	140
61-77563.....	8, 46	62-400.....	140	65-3016.....	6, 37	67-005.....	19	69-3018.....	4, 31	75-110.....	140
61-7757.....	8, 46	62-457.....	140	65-3017.....	6, 37	67-006.....	19, 72	69-3041.....	32	75-115.....	140
61-77573.....	8, 46	62-465.....	140	65-3018.....	6, 37	67-007.....	19	69-3042.....	32	75-120.....	140
61-790.....	62, 108	62-475.....	140	65-3041.....	7, 38	67-008.....	19	69-3046.....	32	75-125.....	140
61-791.....	108	62-477.....	140	65-3042.....	7, 38	67-009.....	19	69-3047.....	32	75-130.....	140
61-792.....	108	62-480.....	140	65-3046.....	7, 38	67-015.....	151	69-3048.....	5, 32	75-135.....	140
61-793.....	108	62-485.....	140	65-3047.....	7, 38	67-101.....	20, 151	69-3241.....	32	75-140.....	140
61-794.....	108	62-487.....	140	65-3048.....	7, 38	67-107.....	20	69-3242.....	32	75-145.....	140
61-795.....	108	62-490.....	140	65-4021.....	7, 38	67-2001.....	21	69-3246.....	32	75-150.....	140
61-801.....	62	62-500.....	140	65-4022.....	7, 38	67-2004.....	72	69-3247.....	32	75-155.....	140
61-802.....	62	62-510.....	140	65-4023.....	7, 38	67-2005.....	72	69-3248.....	5, 32	75-160.....	140
61-803.....	62	62-600.....	140	65-4026.....	7, 38	67-2031.....	21	69-4021.....	32	75-165.....	140
61-804.....	62	63-001.....	67	65-4027.....	7, 38	67-3011.....	21	69-4022.....	5, 32	75-170.....	140
61-809.....	62	63-002.....	29, 67	65-4028.....	7, 38	67-3012.....	21	69-4023.....	5, 32	75-175.....	140
61-812-038.....	76	63-120.....	57	65-4051.....	7, 39	67-3016.....	21	69-4026.....	32	75-180.....	140
61-821-011.....	47	63-121.....	57	65-4052.....	7, 39	67-3017.....	21	69-4027.....	32	75-185.....	140
61-821-031.....	47	63-130.....	57	65-4056.....	7, 39	67-3018.....	3, 21	69-4028.....	5, 32	75-190.....	140
61-821-034.....	47	63-132.....	57	65-4057.....	7, 39	67-3041.....	22	69-4051.....	33	75-195.....	140
61-823-011.....	47	63-225.....	58, 75	65-4058.....	7, 39	67-3042.....	22	69-4052.....	5, 33	75-200.....	140
61-823-031.....	47	63-230.....	58, 75	65-5032.....	7, 39	67-3046.....	22	69-4056.....	33	75-205.....	140
61-823-034.....	47	63-240.....	58	65-5036.....	7, 39	67-3047.....	22	69-4057.....	33	75-210.....	140
61-826-011.....	47	63-270.....	58, 151	65-5037.....	7, 39	67-3048.....	3, 22	69-4058.....	5, 33	75-215.....	140
61-826-031.....	47	63-280.....	58	65-5038.....	7, 39	67-4021.....	22	69-4251.....	33	75-220.....	140
61-826-034.....	47	63-604.....	75	66-100.....	141	67-4022.....	3, 22	69-4252.....	5, 33	75-225.....	140
61-9101.....	152	63-605.....	75	66-400.....	142	67-4023.....	3, 22	69-4256.....	33	75-230.....	140
61-9795.....	108	63-71012.....	57	66-499.....	142	67-4026.....	22	69-4257.....	33	75-235.....	140
62-070.....	140	63-71024.....	57	66-500.....	142	67-4027.....	22	69-4258.....	5, 33	75-240.....	140
62-075.....	140	63-71036.....	57	66-501.....	142	67-4028.....	3, 22	69-5032.....	33	75-250.....	140
62-080.....	140	63-71048.....	57	66-502.....	142	67-4051.....	23	69-5036.....	33	75-260.....	140
62-085.....	140	63-71060.....	57	66-503.....	142	67-4052.....	4, 22	69-5037.....	33	75-270.....	140
62-090.....	140	63-722.....	57	66-504.....	142	67-4056.....	23	69-5038.....	5, 33	75-280.....	140
62-095.....	140	64-010.....	161	66-506.....	142	67-4057.....	23	69-812-038.....	76	75-290.....	140
62-100.....	140	64-015.....	161	66-508.....	142	67-4058.....	4, 23	69-821-011.....	34	75-300.....	140
62-105.....	140	64-020.....	111, 161	66-509.....	142	67-5032.....	4, 23	69-821-031.....	34	75-310.....	140
62-110.....	140	64-077.....	160	66-512.....	142	67-5036.....	23	69-821-034.....	34	75-320.....	140
62-115.....	140	64-078.....	160	66-6275.....	141	67-5037.....	23	69-823-011.....	34	75-330.....	140
62-120.....	140	64-087.....	160	66-754.....	162	67-5038.....	4, 23	69-823-031.....	34	75-340.....	140
62-125.....	140	64-088.....	160	66-757.....	162	68-001.....	157	69-823-034.....	34	75-350.....	140
62-130.....	140	64-140.....	150	66-809.....	92	68-0011.....	157	69-826-011.....	34	75-360.....	140
62-135.....	140	64-146.....	150	66-810.....	92	68-0012.....	157	69-826-031.....	34	75-370.....	140
62-140.....	140	64-149.....	150	66-812.....	92	68-002.....	157	69-826-034.....	34	75-380.....	140
62-145.....	140	64-157.....	150	66-814.....	92	68-003.....	157	71-306.....	15, 123	75-390.....	140
62-150.....	140	64-158.....	150	66-816.....	92	68-0031.....	157	71-320.....	121	75-400.....	140
62-155.....	140	64-169.....	150	66-818.....	92	68-0032.....	157	71-321.....	121	75-410.....	140
62-160.....	140	64-225.....	160	66-820.....	92	68-004.....	157	71-322.....	121	75-420.....	140
62-165.....	140	64-400.....	145	66-830.....	92	68-005.....	157	71-327.....	121	75-430.....	140
62-170.....	140	64-401.....	145	66-832.....	92	68-006.....	157	71-330.....	121	75-440.....	140
62-175.....	140	64-403.....	145	66-834.....	92	68-010.....	158	71-331.....	121	75-600.....	140
62-180.....	140	64-510.....	152	66-836.....	92	68-0109.....	158	71-332.....	121		
62-185.....	140	64-511.....	152	66-838.....	92	68-012.....	158	71-337.....	121		
62-190.....	140	64-703.....	144, 161	66-840.....	92	68-0129.....	158	71-340.....	121		
62-195.....	140	64-704.....	144	66-850.....	92	68-015.....	158	71-341.....	121		
62-200.....	140	64-706.....	145	66-852.....	92	68-0159.....	158	71-342.....	121		
62-205.....	140	64-708.....	161	66-854.....	92	69-000.....	28	71-347.....	121		
62-210.....	140	64-709.....	161	66-856.....	92	69-001.....	29, 66	71-360.....	121		
62-215.....	140	65-000.....	6, 36	66-858.....	92	69-003.....	28	71-361.....	121		
62-220.....	140	65-003.....	6, 36	66-860.....	92	69-005.....	4, 28	71-362.....	121		
62-225.....	140	65-005.....	6, 36	66-908.....	162	69-006.....	28	71-367.....	121		



# TERMS AND CONDITIONS

## RETURNS POLICY

Returns To make sure that the item(s) get quickly processed, please follow these simple steps.

1. Call 800-997-7333 and request an RMA number for the merchandise you wish to return. All products must be in an unaltered/unchanged state from its original condition. Products must be no older than one year old. New parts returned for credit must be completely unaltered, and in new condition. Warranty parts will also be inspected to see if failure was caused by misuse of the parts, and possible deemed not returnable.
2. Include your contact information, and the problem with the part in a note INSIDE the box. Please write the RMA number on the outside of the box.
3. Custom parts are not returnable for credit but can sometimes be repaired.

## PRINTING DISCLAIMER

QuickCar Racing Products reserves the right to update, change or modify any product or policy deemed necessary without notice. Every effort has been made to avoid printing errors, in this catalog and previous versions. We disclaim any responsibility for application or specifications.

## DISCLAIMER OF WARRANTY

QuickCar Racing Products makes no warranties... QuickCar Racing Products makes no written, oral, expressed, or implied statement of warranty or guarantee on any product sold, other than for defects in materials or workmanship as stated previously. QuickCar Racing Products will not assume liability for personal or property damage resulting from the use or misuse of any product we manufacture or sell, whether on the street or on the race track. Purchase and/or use of these products implies recognition and acceptance of this entire warranty and disclaimer by customer.

## WARRANTY

Parts are backed by a full one-year warranty against factory defects in workmanship and materials. All warranty parts will be inspected upon arrival for misuse. Scales are backed by a two-year warranty against factory defects in workmanship and materials. QuickCar Racing Products reserves the right to decline any warranty items if it appears that the item has failed due to misuse, or lack of care taken while the product was in use.

## ORDERING INFORMATION:

To Order by Phone: Monday Through Friday

8:00 to 5:00 Central Time

800-99-Speed (800-997-7333) or 615-453-2120

By Fax 24 Hours a Day: 615-453-2130

By E-Mail: Sales@Quickcar.com

Web: [www.quickcar.com](http://www.quickcar.com)

To Locate a Dealer Near You, Please Call 800-99-Speed

## SHIPPING OPTIONS:

FedEx Ground (1-6 working days)

FedEx 2-Day (2 working days)

FedEx Overnight (1 working day)



**WARNING! CANCER AND REPRODUCTIVE HARM. [WWW.P65WARNINGS.CA.GOV/](http://WWW.P65WARNINGS.CA.GOV/)**

Some products in this catalog contain materials listed under California Proposition 65.

For additional details on specific products, visit the QuickCar website at [quickcar.com](http://quickcar.com).

For additional information on Proposition 65, visit [www.p65warnings.ca.gov/](http://www.p65warnings.ca.gov/)



# BUYERS

*guide*

QUICKCAR  
PRODUCTS



170 BUSINESS PARK DRIVE,  
LEBANON TN 37090  
1-800-99-SPEED  
WWW.QUICKCAR.COM



QRP100